

Register your products and get support at  
[www.philips.com/welcome](http://www.philips.com/welcome)

5000 Series  
40PFT5063/56

# Quick start guide

**PHILIPS**



English

Before using your product, read all accompanying safety information.

(The relevant parameters of instructions are variable, without prior notice, if there is any discrepancy, please in accordance with actual object.)

العربية

قبل استخدام المنتج، اقرأ كل معلومات السلامة المرفقة

(المعلومات المناسبة للتعليمات عرضة للتغيير دون إشعار مسبق. في حالة وجود تعارض، فلارجاء الرجوع إلى المنتج الفعلي.)



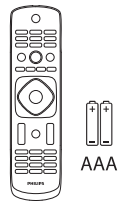
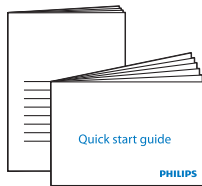
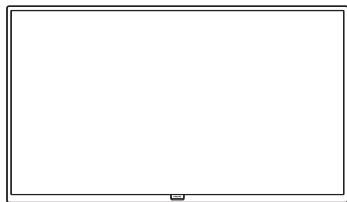
English

What's in the box

ماذا في الصندوق

العربية

(40")



(4 pcs)



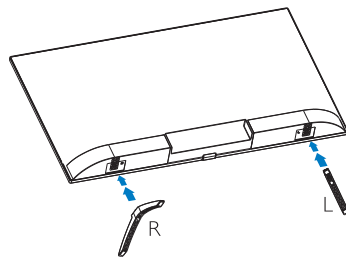
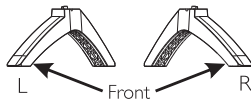
English

Mount the stand

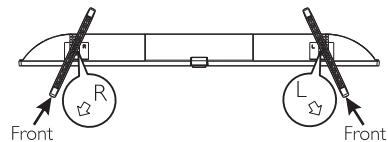
العربية  
تركيب الحامل

(40")

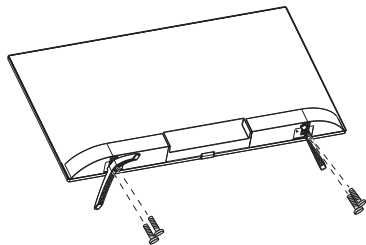
1



2



3

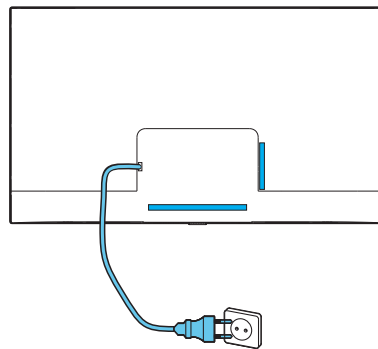


2

English Connect

العربية تركيب الحامل

(40")



HEADPHONE

Coaxial-OUT

VIDEO

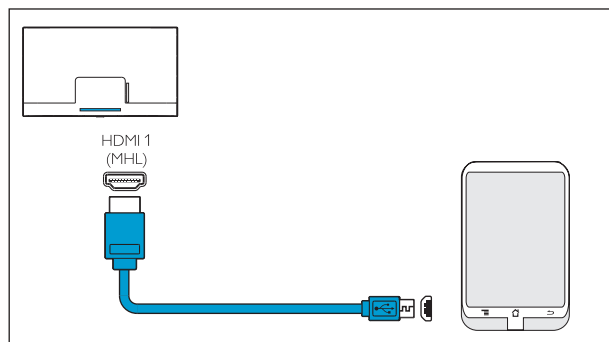
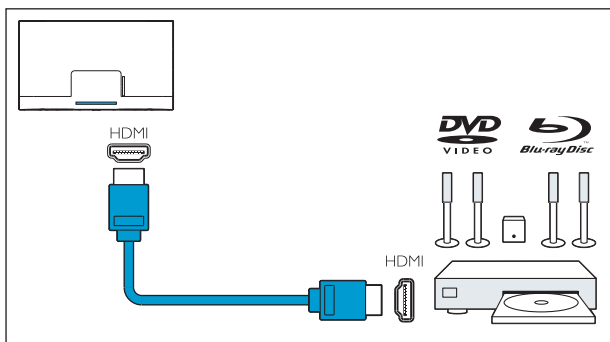
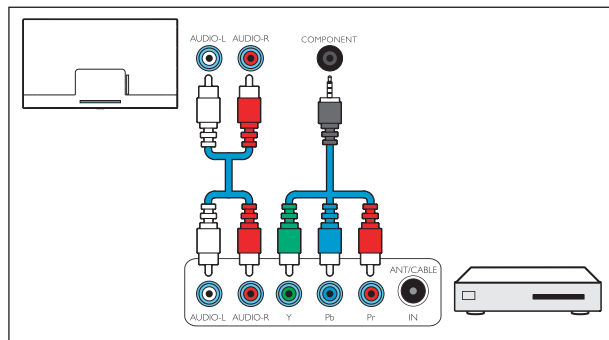
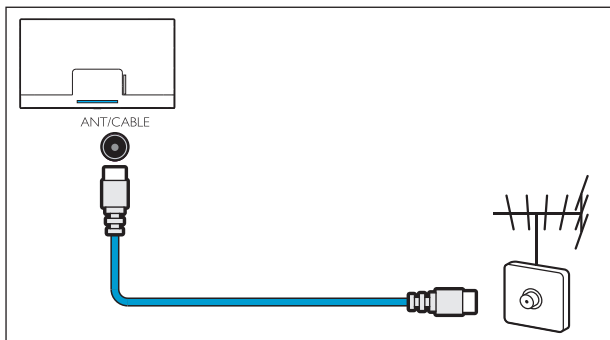
COMPONENT/AV  
AUDIO-IN  
AUDIO-L AUDIO-R

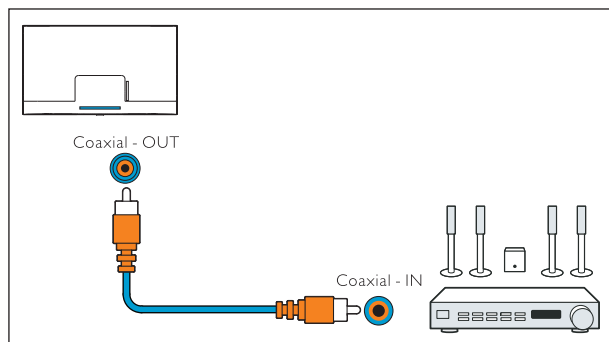
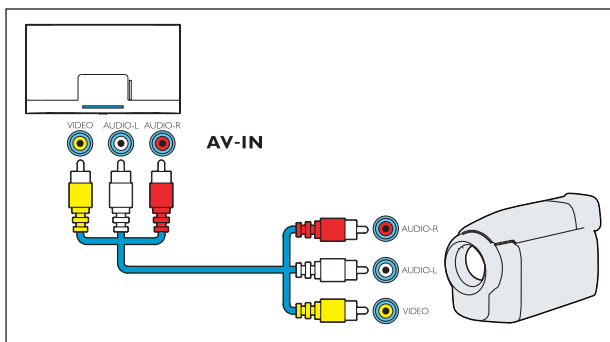
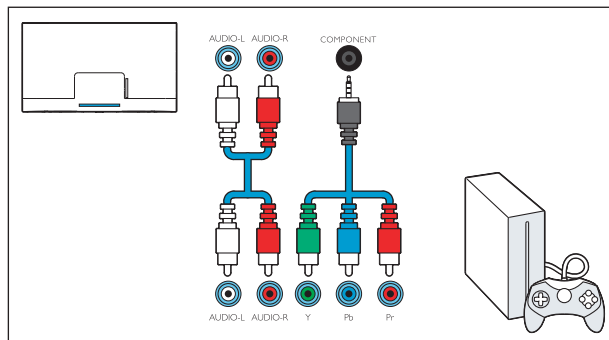
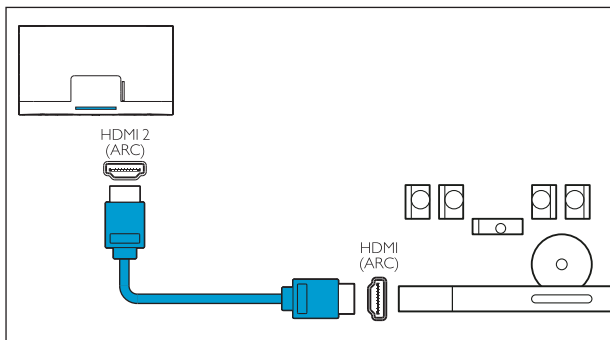
COMPONENT

HDMI 2  
(ARC)

HDMI 1(MHL)  
5V=900mA

ANT/CABLE





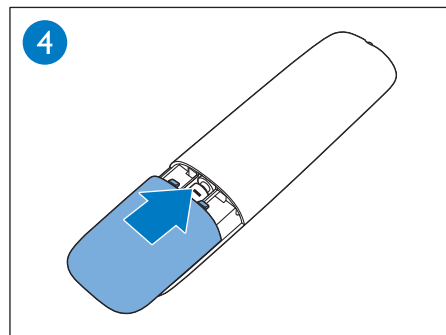
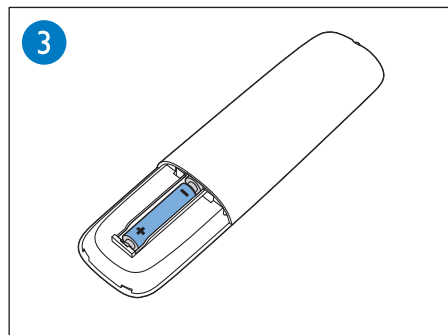
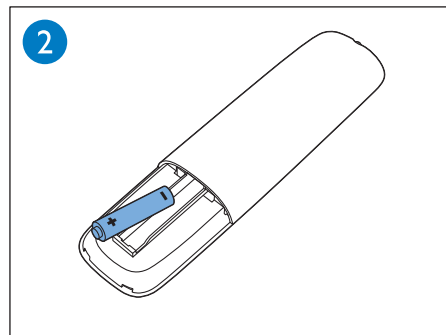
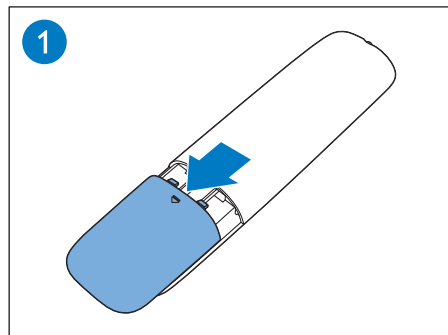
# 3

English

Insert batteries

تركيب البطاريات

العربية



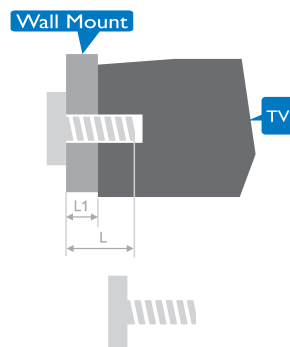
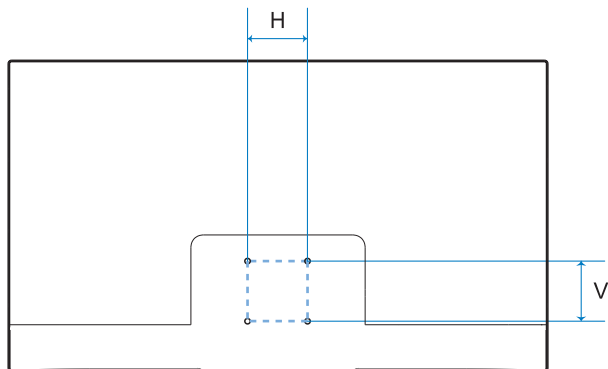




English

To wall mount, purchase a suitable bracket.

العربية  
للتكريب على الحائط، اشترِ حاملًا مناسبًا.




$L1 = \text{Wall Mount thickness}$

TV	H	V	Required Mounting Screws (Recommended screw length)
100 cm / 40"	100 mm	100 mm	4 x M4 ( $L = 6 + L1$ )mm

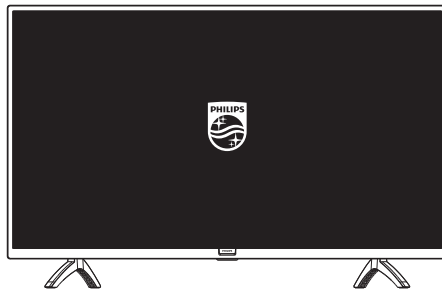
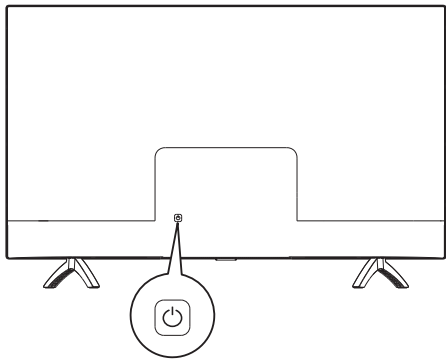
4

English

Press the  key on the back of the TV or on the remote control to turn on the TV.

العربية  
اضغط على مفتاح  من الجزء الخلفي من التلفاز أو من وحدة التحكم عن بعد لتشغيل التلفاز.

(40")





**English**

Please refer to the User's Manual and the Philips support website for more operating instructions.

الرجاء الرجوع إلى دليل المستخدم وموقع ويب دعم Philips للحصول على المزيد من تعليمات التشغيل

**العربية**





All registered and unregistered trademarks are property of their respective owners. Specifications are subject to change without notice. Philips and the Philips' shield emblem are trademarks of Koninklijke Philips N.V. and are used under license from Koninklijke Philips N.V.

2019 ©TPVision Europe B.V. All rights reserved.  
[philips.com](https://philips.com)

