

Register your products and get support at
www.philips.com/welcome

4000 Series

Quick start guide

PHILIPS



English

Before using your product, read all accompanying safety information.

(The relevant parameters of instructions are variable, without prior notice, if there is any discrepancy, please in accordance with actual object.)

Bahasa Melayu

Baca semua maklumat keselamatan yang disertakan sebelum menggunakan produk anda.

(Parameter arahan yang berkenaan boleh berubah tanpa notis terdahulu, jika ada percanggahan, sila gunakan parameter pada objek sebenar.)

简体中文

使用产品前，请阅读所有附带的安全信息。

(指南内容相关的参数是可变的，恕不另行通知，如果有差异，请以实物为准。)



English

Bahasa Melayu

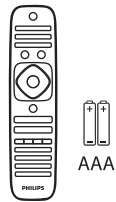
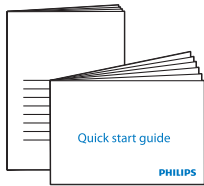

简体中文

What's in the box

Barang-barang di dalam kotak

包装箱清单

(32")



(4 pcs)

1



English

Bahasa Melayu

简体中文

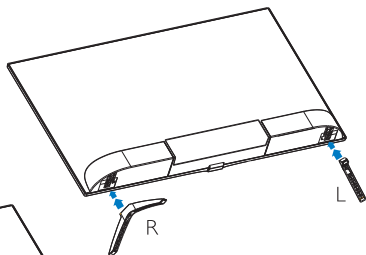
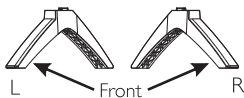
Mount the stand

Pasang kaki

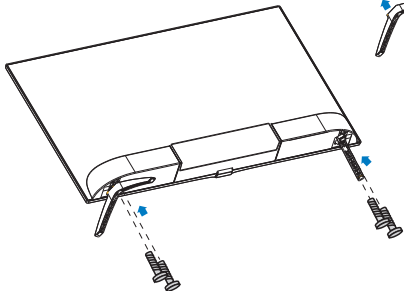
底座安装方式

(32")

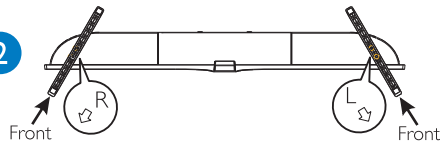
1



3



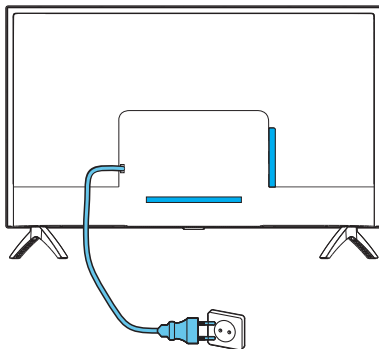
2

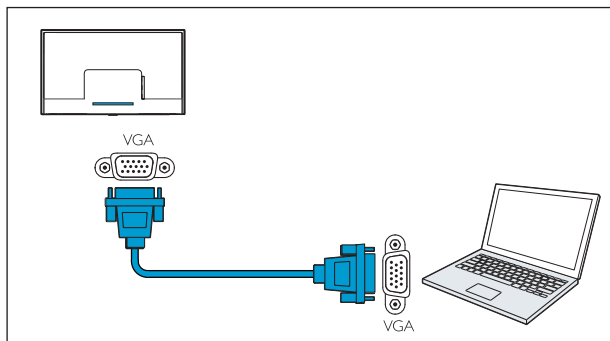
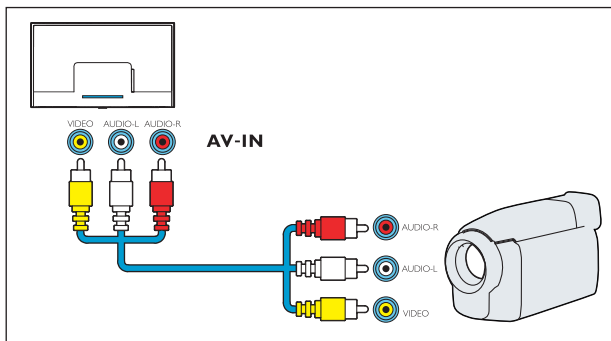
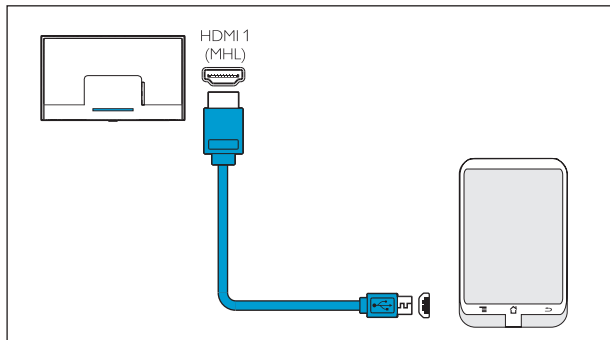
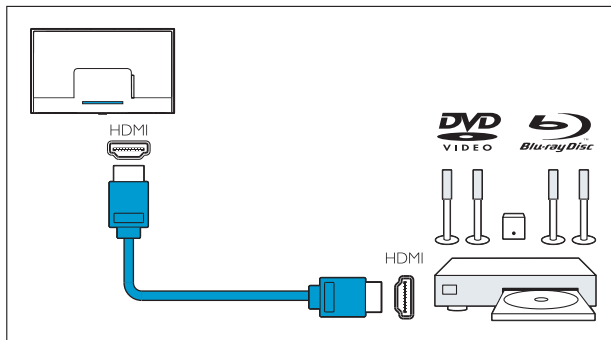


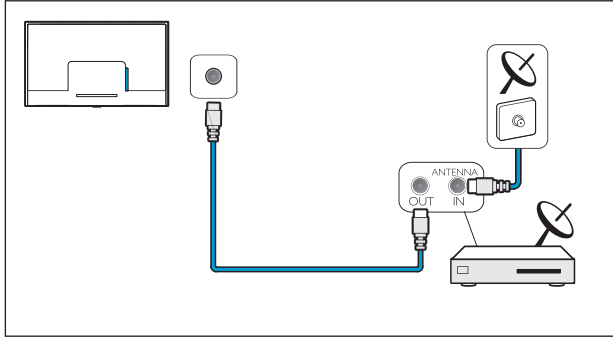
2

English Connect
Bahasa Melayu Sambungkan
简体中文 连接

(32")



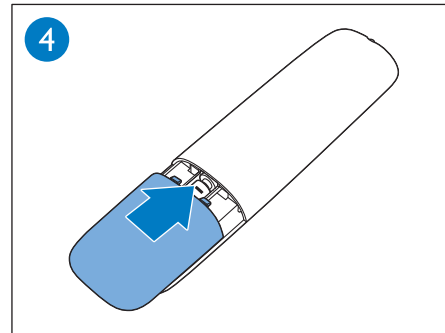
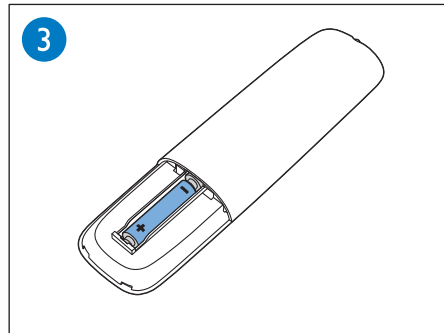
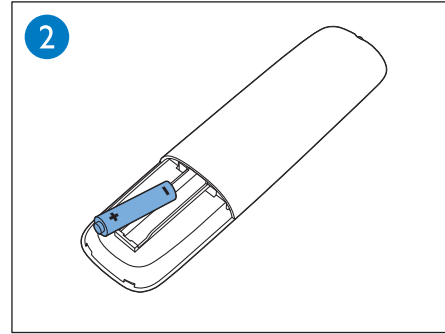
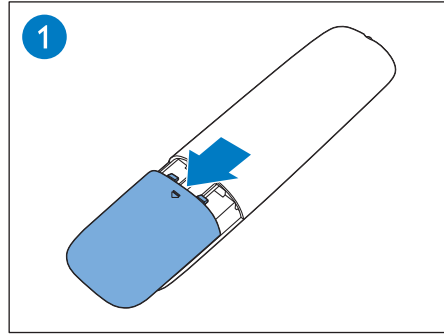




3

English
Bahasa Melayu
简体中文

Insert batteries
Masukkan bateri
安装电池





English

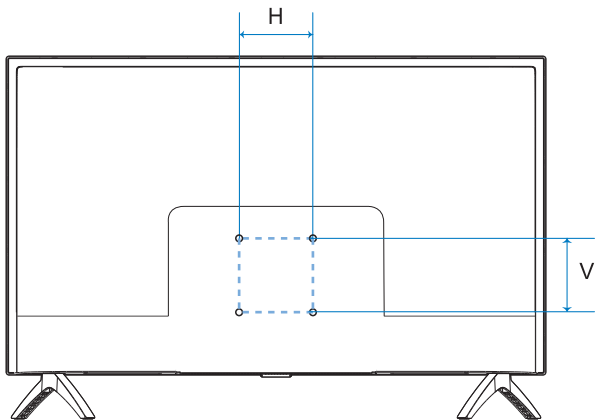
To wall mount, purchase a suitable bracket.

Bahasa Melayu

Beli pendakap yang sesuai jika ingin melekapkan ke dinding.

简体中文

如需壁挂,请购买合适的支架.




TV	H	V
80 cm / 32"	100 mm	100 mm

4


English

Bahasa Melayu

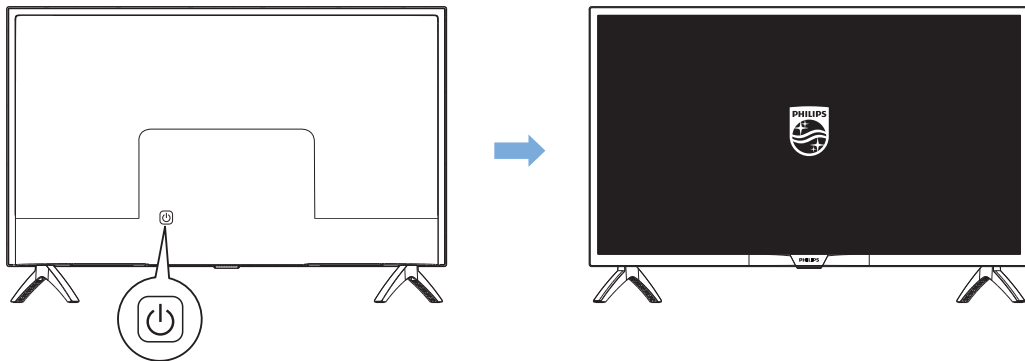
简体中文

Press the  key on the back of the TV or on the remote control to turn on the TV.

Sila tekan kekunci  di belakang TV atau alat kawalan jauh untuk menghidupkan TV.

按下电视机后壳或遥控器上的  打开电视机。

(32")





English

Please refer to the User's Manual and the Philips support website for more operating instructions.

Bahasa Melayu

Sila rujuk Panduan Pengguna dan tapak web sokongan Philips untuk arahan penggunaan selanjutnya.

简体中文

更多操作信息请参考使用手册与PHILIPS support 网站。





All registered and unregistered trademarks are property of their respective owners. Specifications are subject to change without notice. Philips and the Philips' shield emblem are trademarks of Koninklijke Philips N.V. and are used under license from Koninklijke Philips N.V.

2017 © TPVision Europe B.V. All rights reserved.
philips.com

