

**PHILIPS**

眼部按摩器

氣壓式眼部按摩器

PPM2701

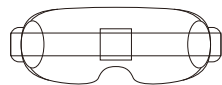


## Quick Start Guide 快速入門指南

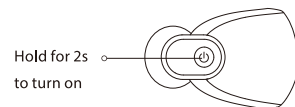
1. Take off contact lenses, frame glasses and accessories around your eyes.



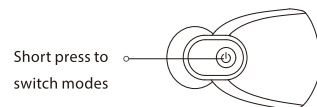
2. Adjust the elastic headband and wear the product comfortably to the eyes.



3. Hold the Power Button for 2s to turn on the massager. The product will enter into Eye Energetic Mode by default when it is turned on.

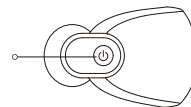


4. Short press the Power Button to switch modes in the order of:  
Eye Energetic Mode → Eye Care Mode → Eye Warming Mode → Sleep Aid Mode.

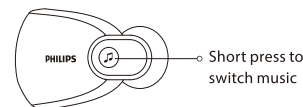


5. After start-up, the hot compress function will be turned on by default, and the indicator is illuminated in orange. To turn off the hot compress function, double click the Power Button. At this time, the indicator will be illuminated in green.

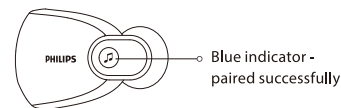
Double click to turn off the hot compress function



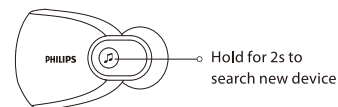
6. The built-in music is played by default when the massager is turned on, and the music indicator is illuminated in cyan. To switch to the next song, short press the Music Button.



7. After start-up, the massager will automatically search or connect to the paired wireless device. Once paired successfully, it will switch to play music from the wireless device. The indicator turns into steady blue.



8. Hold for 2s to search the new wireless device (previous wireless devices will be disconnected) and the indicator will flash in blue frequently. Once paired successfully, the wireless device will be changed, and the indicator turns into steady blue.



請在以下網站連接中了解詳情

[www.philips.com](http://www.philips.com)

本手冊內容與實物可能存在差異，請以實物為準，如產品有任何更新恕不另行通知。

©2022 AquaShield

All rights reserved

Philips and the Philips Shield Emblem are registered trademarks of Koninklijke Philips N.V. and are used under license.

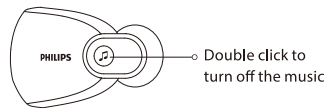
This product has been manufactured by and is sold under the responsibility of Hongkong AquaShield Health Technology Company Limited and Hongkong AquaShield Health Technology Company Limited is the warrantor in relation to this product.

水護盾是飛利浦淨飲水解決方案、熱水解決方案、衛浴解決方案、水杯及個人按摩器唯一品牌官方授權運營主體。

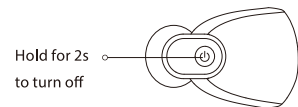
Rev A JUL 22



9. Double click the Music Button, the music will be turned off, and the indicator will turn off.



10. The default shutdown time is 15 minutes. To stop the device halfway, please hold the Power Button for 2s to turn it off.

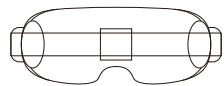


- ❗ 1. When you take off the device after use, there may be blurred vision. This symptom can be relieved after closing your eyes for 1-3 minutes.
- 2. After use, you can use alcohol cotton to clean the surface of the product. Do not directly clean with water.

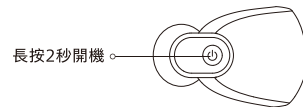
1. 摘下隱性眼鏡、框架眼鏡及眼周的配飾。



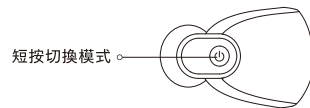
2. 調整鬆緊頭帶，將產品舒適佩戴至眼部。



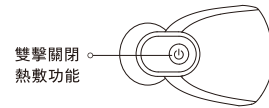
3. 長按 ⏻ 鍵2秒開啟按摩器。開機時默認進入活力模式。



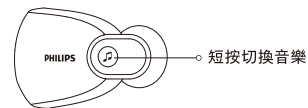
4. 短按 ⏻ 鍵依次切換：活力模式 → 護眼模式 → 暖眼模式 → 睡眠模式。



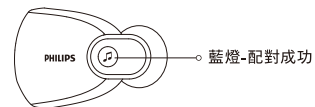
5. 開機後默認熱敷功能打開，指示燈為橙色。  
雙擊 ⏻ 鍵，可關閉熱敷功能，指示燈變為綠色。



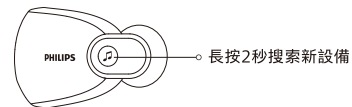
6. 開機默認播放內置音樂，指示燈為青色，短按 🎵 鍵播放下一首。



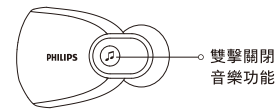
7. 開機後，後台自動搜索或連接已配對的無線設備，配對成功後切換無線設備音樂，指示燈變為藍色。



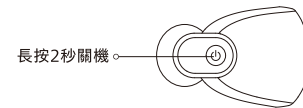
8. 長按2秒，搜索新無線設備（斷開當前已連接的無線設備），指示燈藍色頻閃，配對成功後切換設備音樂，指示燈變為藍色。



9. 雙擊 🎵 鍵可關閉音樂功能，指示燈熄滅。



10. 默認15分鐘定時關機，若需要中途停止，請長按 ⏻ 鍵2秒關機。



- ❗ 1. 使用完後取下產品時可能出現視力模糊的情況，閉目1-3分鐘即可緩解。
- 2. 使用完後，可使用酒精棉清潔產品外表，請勿直接用水清潔。