



請在以下網站連接中了解詳情

www.philips.com

本手冊內容與實物可能存在差異，請以實物為準，如產品有任何更新恕不另行通知。

©2022 AquaShield

All rights reserved

The Philips trademark and the Philips Shield Emblem are registered trademarks of Koninklijke Philips N.V. used under license.

This product has been manufactured by and is sold under the responsibility of HongKong AquaShield Health Technology Company Limited and HongKong AquaShield Health Technology Company Limited is the warrantor in relation to this product.

水護盾是飛利浦淨飲水解決方案、熱水解決方案、衛浴解決方案、水杯及個人按摩器唯一品牌官方授權運營主體。

Rev A JUL 22



PHILIPS

眼部按摩器

氣壓式眼部按摩器

PPM2501



User Manual
使用說明書

Catalogue

1	Important Information	1
	Symbol Description	1
	Applicable Persons	1
	Use Precautions	3
	Notes for the use place	3
	Maintenance Precautions	4
2	Product Features	4
3	Parts Name	5
4	How to Use	5
	Precautions before use	5
	Operation Methods	6
5	Maintenance	7
	Cleaning Methods	7
6	Diagnosis	7

7	Specification	9
8	Service Guideline for Warranty	10
	Warranty and Service	10
	Warranty Repair	11
	Warranty card	12
9	Packing List	12

1 User must read


Please read and keep this specification carefully before use.

Symbol description

To avoid causing personal harm or property damage, be sure to follow the below.

- Use the following illustration to separately illustrate what you want to follow.
-

 Prohibit

 Must follow the instructions before use


Use Precautions

 The following persons/ conditions should be used with caution

During treatment, or with the following conditions, please consult a doctor or physiotherapist before use.

- Please remove the contact lenses before use.
- Please keep the product away from the water source, fire source and corrosive environment.
- For use in specific environments, please comply with the appropriate regulations.
Children between the ages of 6 and 12 should be used under the care of their guardian.

- For sensitive skin, facial allergic dermatitis and those who have been injected with cosmetic materials on their face, please use this product under the guidance of doctors.
- This product is a household electronic health care product, not a medical device, not suitable for diagnostic, therapeutic and other commercial purposes.
Please only use the charging equipment configured by our company for charging.
- Please pay attention to use electricity safely.
The device has a heating surface. People who are insensitive to heat need to be aware.

 The following persons/ conditions are prohibited

Doctors recommend banning people who exercise or stretch

For example: thrombosis, severe aneurysm, acute venous aneurysm, various skin infections, because it is easy to cause deterioration, so prohibited to use.

- Do not use this product while driving.
- Do not use this product while get drunk or feeling unwell.
- People whoever had eye surgery or patients with heart disease are banned to use.
People with glaucoma, cataract, retinal detachment, pinkeye or any other similar symptoms are banned to use.
Pregnant women and menstrual women are not recommended to use.
- Do not use on the other parts of the body other than the eyes.
- Do not wear this product during sleeping.
- Children under 6 years old are prohibited.
-

Use Precautions

- ❗ Remove glasses, hair accessories and other things around your eyes before use.
Be aware to check the switch is in normally working before use each time.
- ❗ Please close your eyes when using the product. After using the product, blurred vision may appear. Resting your eyes and closed for 1-3 minutes.
If the product is not working properly, please turn off immediately.
- ❗ This product is not suitable for diagnostic and therapeutic purposes.
- ❗ The product is not designed in water-resistant, do not use the product near water, and do not directly soak the product in water.
Do not put pressure on the product.
- ⊘ Do not use non-specified voltage power supply, it may cause different product circuit damage.
Do not throw the product.
- ⊘ Do not break the products into pieces, or repair them yourself.
- ⊘ Do not pull the product hard or stab it with a knife or a sharp object.
- ⊘ Do not use it at room temperature above 35°C or under direct sunlight.
- ⊘ Do not use the product near bathtubs, showers, basins or other vessels containing water.

Notes for the use place

- ⊘ Do not use the product near the stove, heater, electric blanket and other heating appliances, it may cause a fire.
- ⊘ Do not cover towels or cloth on the product.
- ⊘ Do not use this product near bathtubs, showers, basins or other vessels containing water.

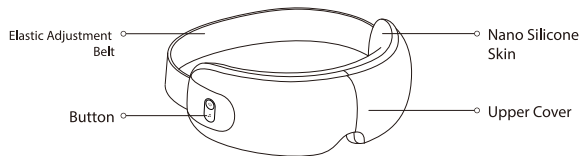
Maintenance Precautions

- ❗ Please always turn off the product for maintenance.
- ❗ Please always unplug the power cord for not using it for a long time.
- ⊘ Do not pour water on the product.
- ⊘ Please do not use volatile oil, thinner, strong alkaline detergent, bleach and other cleaner to clean the product.
- ⊘ Use alcohol wipes to clean the product surface after using it and should not clean with water.

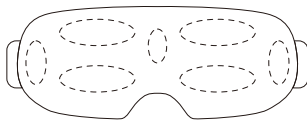
2 Product Features

This product uses air pressure massage, vibration, hot compress to give you brighter and healthier eyes. Preset a variety of care modes, suitable for different groups of people for eye relaxation. Innovative Bluetooth music playback function can comfort your eyes and enjoy your favorite music.

3 Parts name



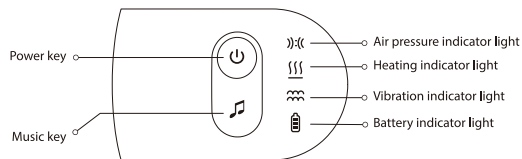
Eye massager 7 massage area distribution map



4 How to Use

! Notes before use:

- (1) Please check that the machine and accessories are complete.
- (2) Please remove contact lenses, eyeglasses or any other accessories around the eye to avoid affecting the massage effect.
- (3) Adjust the elastic band to fit your head, and make your eyes feel comfortable before turn it on.



⏻ Power Key

1. Long press 2s to turn the power on / power off.
2. Short press to switch to the 4 different modes.
 - (1) Beauty Mode: air pressure (moderate), vibration, hot compress is on, and the function display lights of air pressure, hot compress, vibration and battery show in cyan.
 - (2) Protection Mode: air pressure (moderate), hot compress is on, and the function display lights of air pressure, hot compress and battery show in cyan.
 - (3) Sleeping-aid Mode: air pressure (soft), hot compress is on, and the function display lights of air pressure, hot compress and battery show in cyan.
 - (4) Warm Mode: hot compress is on, and the function display lights of hot compress, battery show in cyan.
3. Each mode will turn on heating by default, press twice the power key to turn off heating, voice broadcast: "turn off heating", The hot compress green light will be off.
4. The default working time is 15 minutes, and then automatically shut down. If you need to continue, press the power key again.

🎵 Music key

1. Built-in Music Mode:

Short press the key to switch the next music.

Double-click to turn off/on music (The light is off when the music is off, the light is cyan when the music is on)

2. Bluetooth Music Mode:

Long press to search for new Bluetooth device/ disconnect current Bluetooth device and search for new Bluetooth device.

Short press to switch the next song.

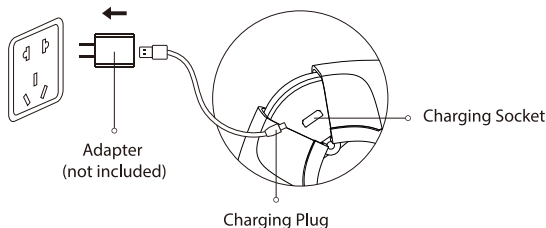
Double-click to turn off/on music (The light is off when the music is off, the light is cyan when the music is on)

Charging Method

1. Fold the product to the angle below to expose type-c, charge the interface, and then insert the charging plug into the charging hole of the product;

2. After the charger power is turned on, the battery indicator light shows in red;

3. It takes about 2.5 hours to fully charge the battery. After the full charge, the battery indicator light shows in cyan.



❗ When the power is low, the voice prompts "the battery is low, please charge in time", and then the red light flashes before playing the shutdown music. When charging, the battery light is always on, and the battery light is always on.

During the charging process, the product does not work.

❗ Use your native data cable and a self-matching 5V 1A adapter.

❗ Do not squeeze the power cord, so as to avoid damage.==



5 Maintenance

Cleaning Method

1. After using the product, if there are oil stains, please wipe with a dry soft cloth;

2. If the product is particularly dirty, alcohol cotton can be gently wiped on the holster;

3. After use, please put the product to the safety place, and put the bag in the packaging box;

4. Please do not place heavy objects on the product to avoid damp products and contamination.

6 Diagnosis

This chapter lists the most common questions about this product. If you cannot find answers to the questions you encountered in them, please contact the service hotline or the authorized service center in your area.


Fault description	The possible causes of the cause	Basic exclusion method
Unable to boot	The on / off button is not on	Press the on / off button again
	The battery runs out	charge
	Set the time to	Press on / off again/push-button
Unable to charge	The plug is not inserted	Plug in
The indicator light is dark or flashing	The battery power is insufficient	Please charge
Air bag pressure strength is weak	The straps are too loose	Adjust the length of the head wear strap according to the individual to wear the massage machine comfortably in the eyes
Bluetooth is not connected	The music key is mistaken	Long press the shutdown button for 2 seconds, then restart the massage machine again, long press the music button, you can resume into the Bluetooth pairing mode
The Bluetooth has been connected successfully, and it still cannot be played	Not connected to the corresponding Bluetooth system	Long press the music to disconnect the current Bluetooth device and search for new devices
Bluetooth play music sound is small	The cell phone playback volume is too low	Adjust the mobile phone playback volume
The use time is short	Unnormal temperature	Please use it at ambient temperatures from 10°C to 35°C

After not using it for a long time, be sure to confirm that the function is normal before you can use it again.		
Regular product check	Is there any of the following faults	If the above faults occur, in order to prevent accidents, please stop the use immediately, and cut off the power supply. Please send it to our repair site.
	<ul style="list-style-type: none"> • Is there any of the following faults • The power cord or plug is hot • The power cord is deeply scarred or deformed and burnt • There is an abnormal sound or vibration at work • With the switch on, it does not work properly • There are other abnormalities or faults 	

Pay attention to:

If the fault cannot be eliminated or the product is still not ideal operation, contact the after-sales service, do not remove or try to repair.

7 Main Specifications

Product Name	Philips Eye Massager
Product Model	PPM2501
Rated Voltage	3.7V 
Power Rating	4.5W
Product Size	215.5×113×78.5mm
Net Weight of Product	About 0.325kg
Manufacture Date	See the product qualification certificate
Operation Norm	GB4706.1-2005 , GB4706.10-2008

8 Service Guideline for Warranty

Warranty and Service

The product is a household appliance with exquisite design and high-quality component. Within two years from the date of purchase, you will receive free warranty service for any damage caused by the manufacturing process or components under normal operation confirmed by our maintenance service.

The warranty service does not include consumable components, transportation fee and door-to-door service. Please show the proof of purchase to the service personnel during maintenance.

You cannot receive free warranty service under the following conditions:

1. Damage by improper operation, such as improper components connection, improper installation, deprived of manual use, mis-operation.
2. Negligence and damage because of transportation or other accident.
3. Maintenance and modification without approval.
4. Other damage caused by force majeure (such as natural disaster, abnormal voltage, etc.).
5. Damage caused by general use outside home (e.g. industrial and commercial use).
6. Aging, wearing and tearing caused by normal operation of the product without affecting normal operation of the product.

This statement serves as a publicity for free maintenance within the specified time limit and conditions, and does not limit the legal rights of consumers.

Please contact our local maintenance service center for any information or difficulties or you can consult through the hotline.

HongKong

Hotline: 852-3188-4987

Service Email: Philips.Massage.hk@centuryfield.com

Taiwan

Hotline: 0800-661-600

Service Email: Philips.Massage.hk@centuryfield.com

Warranty Card

Product Model		Customer Name	
Seller		Contact Number	
Date of Purchase		Serial Number	
Service Center		Customer Address	
Maintenance Content		Date	service personnel

9 Packing List

Main Unit	1×	Type-C charging Cable	1×
Storage bag	1×	User Manual	1×
Certificate	1×	Quick Start Guide	1×

目錄

1	使用者必讀	12	7	環保說明	19
	符號描述	12			
	禁忌人士	12	8	主要技術參數	20
	使用注意事項	13			
	使用場所的注意事項	14	9	產品保修服務指南	21
	保養注意事項	14		保修及服務	21
				保修卡	22
2	產品功能	14			
			10	裝箱清單	22
3	配件名稱	15			
4	使用方法	15			
	使用前的準備事項	15			
	充電方法	16			
5	保養維修	16			
	清潔方式	16			
6	故障診斷	18			

1 使用者必讀

產品使用前請仔細閱讀並妥善保管本說明書。

符號描述

為避免造成人身危害或財產損失，請務必遵守以下內容。

- 用以下圖示來分別說明需要遵守的內容。



表示禁止



表示需要根據指示去做

使用注意事項

! 以下人士/情況應謹慎使用

在醫療機構治療中，或有下列狀況的人，使用前需諮詢專業治療師意見。

- 隱形眼鏡佩戴人士使用前，請取下隱形眼鏡後才使用
- 請將本產品遠離水源，火源及具有腐蝕性的環境
- 在特定環境下使用，請遵守相應法規
- 6~12歲兒童請在監護人指導看護下使用
- 敏感性皮膚、面部過敏性皮炎、臉部部位曾注射美容整形材料的，請在醫生指導下使用本產品
- 本產品為家用電子保健產品，並非醫療器械，不適用於診斷，治療和其他商業用途
- 請只用本公司配置充電設備進行充電，請注意安全用電
- 產品有發熱表面，對熱不敏感的人士使用時必須注意

⊗ 以下人士/情況禁止使用

醫生建議禁止運動或者伸展活動的人士

比如：血栓症，重度的动脉瘤，急性静脉瘤，各种皮肤炎，各种皮肤感染症，因為容易引起惡化，所以禁止使用。

- 請勿駕駛時使用本產品
- 請勿在醉酒或身體不適時使用本產品
- 曾接受過眼部手術和有心臟病患者禁止使用
- 有青光眼、白內障、視網膜脫落、紅眼症等眼疾症狀時請勿使用
- 孕婦及月經期婦女請勿使用
- 請勿使用到眼部以外，身體的其他部位按摩
- 睡眠時請勿佩戴本產品
- 6歲以下兒童禁止使用

使用注意事項

- ❗ 配戴眼鏡、髮飾等，使用前應除下後方可使用。
- ❗ 長期沒有使用，再次使用時，務必事先確認開關等是否操作正常。
- ❗ 使用產品時請閉目，使用完後除下產品時會出現視力模糊的情況，閉目1-3分鐘即可舒緩。
- ❗ 使用出現異常，請立即斷電停用。
- ❗ 本產品不適用於診斷、治療用途。
- ❗ 產品不具備防水性能，使用時注意不要讓水進入到產品內部，也不要直接將產品浸泡於水中。
- ⊗ 不要故意施壓在產品上。
- ⊗ 不要使用非指定電壓供電，容易導致產品電路受損。
- ⊗ 不要將本機摔落，也不要大力敲打，容易導致產品損壞。

- ⊗ 不要私自拆解產品，改造或者自己修理產品。
- ⊗ 不要用力拉扯產品，也不要用刀或者尖銳的物品去刺產品。
- ⊗ 不要在室溫35°C以上的場所或在陽光直射的地方使用。
- ⊗ 不要在浴室或者濕氣很大的場所使用。

使用場所的注意事項

- ⊗ 不要靠近火爐，或者電暖被表面以及電熱毯等暖房器具上使用，容易引起火災或故障。
- ⊗ 不要在產品上蓋上毛巾或者布等物件使用。
- ⊗ 不要在已裝水的浴缸、淋浴、洗臉盆或其他高濕器皿附近使用本產品。

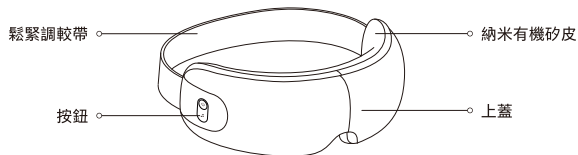
保養的注意事項

- ❗ 保養的時候，產品先關機。
- ❗ 長期不使用的時候，務必把電源線拔掉。
- ⊗ 不要在產品上淋水。
- ⊗ 保養的時候，請不要使用揮發油，稀釋劑，強鹼性洗潔劑，漂白劑等清洗。
- ⊗ 如需清潔產品外表，請用酒精棉清潔，請勿直接用水清潔。

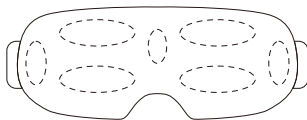
2 產品功能

本產品通過氣壓按摩、震動、熱敷多種方式，幫助緩解眼部疲勞，預設多種護眼模式，適合不同人士用於眼部放鬆。創新藍牙音樂播放功能，可以邊放鬆眼部，邊享受喜愛的音樂。

3 配件名稱




眼部按摩器7大按摩區域分佈圖：



4 使用方法

! 使用前注意事項：

1. 請檢查機器及配件完整。
2. 使用時請除去眼周的掛件和裝飾物，以避免影響按摩效果。
3. 將鬆緊頭帶調整至適合自己頭型的尺寸，產品舒適佩戴至眼部後再開機。



⏻ 電源鍵

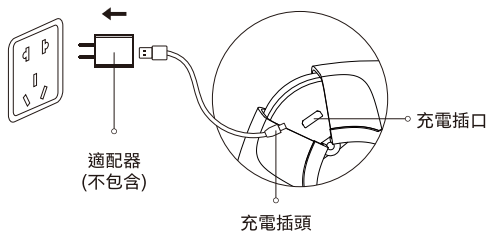
1. 長按2秒開機/關機；
2. 設有4種模式，短按依次切換：
 - (1) 美眼模式：氣壓（適中）、振動、熱敷開啟，氣壓、熱敷、振動、電池功能顯示燈亮青色燈；
 - (2) 護眼模式：氣壓（適中）、熱敷開啟，氣壓、熱敷、電池功能顯示燈亮青色燈；
 - (3) 助眠模式：氣壓（輕柔）、熱敷開啟，氣壓、熱敷、電池功能顯示燈亮青色燈；
 - (4) 暖眼模式：熱敷開啟，熱敷、電池功能顯示燈亮青色燈。
3. 開機及任意一個模式均設定開啟加熱，連按兩下電源鍵即可關閉加熱，語音聲效：“關閉加熱”，熱敷青色燈關閉。
4. 設定操作時間為15分鐘，隨後自動關機，如需繼續使用再按開/關按鈕即可。

🎵 音樂按鈕

1. 內置音樂模式：短按按鈕切換下一首音樂；連按兩下（音樂）按鈕（音樂播放“關閉”狀態下 指示燈熄滅，“開啟”狀態下 指示燈為青色）
2. 藍牙音樂模式：長按搜索新藍牙設備 / 斷開當前已連接藍牙設備 搜索新藍牙設備；短按切換下一首音樂；連按兩下（音樂）按鈕（音樂播放“關閉”狀態下 指示燈熄滅，“開啟”狀態下 指示燈為青色）

充電方法

1. 將產品摺疊至下圖角度，可見Type-C充電介面，然後再將充電插頭插入產品充電孔內；
2. 充電器電源接通後，電池指示燈亮紅燈；
3. 將電池充滿電需約2.5小時，充滿電後電池指示燈亮青燈。



- ❗ 電量不足時語音提示“電池電量低，請及時充電”，然後紅燈一直閃爍，關機前
- ❗ 播放關機音樂；充電時電池顯示燈紅燈常亮，充滿後電池顯示燈青燈常亮。充電過程中，產品不能操作。
- ❗ 請使用本機跟機的充電線和自行匹配的5V= 1A適配器。
- ❗ 電源線請勿擠壓，以免帶來損傷。

5 保養維修

清潔方式

1. 產品使用過後，如有油漬請用幹的軟布進行擦抹；
2. 如產品不潔，可用酒精棉在皮套上輕輕擦抹；
3. 使用後請將產品放至安全處，並放入收納袋放至包裝盒內；
4. 請不要在產品上放置重物，及避免產品潮濕、受汗。

6 故障診斷

本章列出了關於本產品最常見的問題 如果您無法在其中找到您所遇問題的答案 請聯繫服務熱線或您所在地區的授權服務中心。

故障描述	可能引起的原因	基本排除方法
無法開機	關/開按鈕未開啟	重新按開/關按鈕
	電池電量用完	充電
	設定時間到	重新按開/關按鈕
無法充電	插頭未插好	插頭插好
指示燈亮度暗或閃爍	電池電量不足	請充電
氣壓按壓強度弱	鬆緊調較帶太鬆	根據個人調整鬆緊調較帶長度，使產品舒適地佩戴在眼部
藍牙連接不上	音樂按鈕被誤按	長按開機按鈕2秒，關機後，再次重啟按摩儀，長按音樂按鈕後，即可恢復進入藍牙配對模式
藍牙已連接成功，仍不能播放	未連接到對應的藍牙	長按音樂按鈕，離開當前藍牙設備，搜索新設備
藍牙播放音樂聲音小	手機播放音量太小	調整手機播放音量
使用時間偏短	非正常溫度	請在10°C~35°C環境溫度下使用

長時間未使用後，務必先確認功能正常，才能再次使用。		
定期檢查	有無以下故障	若出現上述故障，為了防止引發事故，請立刻停止使用，並切斷電源。請送往您所在地區的維修中。
	<ul style="list-style-type: none"> • 電源線或者插頭發熱 • 電源線有嚴重的傷痕或者變形、有焦味 • 工作中有異常的聲音或者震動 • 開啟開關後，不正常工作 • 有其他異常或者故障 	

注意：

如果無法排除故障或產品仍無法正常操作，請與售後服務人員聯繫，切勿自行拆卸或嘗試維修。

7 環保說明

1. 本產品滿足《電器電子產品有害物質限制使用管理方法》的要求；
2. 在環保使用期限內，消費者在正常使用過程中不會出現有害物質洩漏、析出等影響消費者健康的問題，可以放心使用；
3. 本公司產品環保使用期限為10年，只有在本說明書所述的正常情況下使用本產品時，“環保使用期限”才有效。


部件名稱	產品中有害物質的名稱及含量					
	鉛 (Pb)	汞 (Hg)	鎘 (Cd)	六價鉻 (Cr(VI))	多溴聯苯 (PBB)	多溴二苯醚 (PBDE)
塑膠類組件	○	○	○	○	○	○
皮套	○	○	○	○	○	○
線路板(電子)組件	×	○	○	○	○	○
電源線	○	○	○	○	○	○
五金類組件	○	○	○	○	○	○

本表格依據SJ/T 11364的規定編制。

○:表示該有害物質在該部件所有均質材料中的含量均在GB/T26572規定的限量要求以下。

×:表示該有害物質至少在該部件的某一均質材料中的含量超出GB/T26572規定的限量要求。

(備註:以上標“X”的部件中，部分含有有害物質超標是由於目前行業技術水準所限，暫時無法實現替代或減量化。



8 主要技術參數

產品名稱	飛利浦氣壓式眼部按摩器
產品型號	PPM2501
操作電壓	3.7V=
操作功率	4.5W
產品尺寸	215.5×113×78.5mm
產品淨重	約0.325kg
生產日期	見產品合格證
執行標準	GB4706.1-2005, GB4706.10-2008

9 產品保修服務指南

保修及服務

此產品是一件設計精良，用高品質元件製造之家用電器，在正常使用及保養下應能發揮其優越性能。在購買日期後起計兩年內，凡經本公司特約維修站人員確認為正常使用情況下，因製作工藝或原配件造成之損壞，您都將獲得免費保修服務。此免費服務不包括需時常更換的消耗品，運輸費及維修人員上門服務費，維修時請提供有效購買憑證。

以下情況將不能獲得免費服務

1. 使用不當引起的人為損壞，例如接入不適當配件、不適當之安裝、不依說明書使用、錯誤使用或疏忽而造成損壞等。
2. 因運輸及其他意外而造成之損壞。
3. 非經本公司認可之維修和改裝。
4. 其他因不可抗力（如自然在乎，電壓異常等）造成的損壞。
5. 一般家庭以外使用（如工業、商業用等）而造成的損壞。
6. 正常使用引起的產品老化，磨損等，但不影響產品使用。

該說明作為在規定期限及條件之內進行免費維修的宣貫，並不限製消費者的法定權力。

若您需諮詢相關資訊，或遇困難事項時，請聯絡本公司當地維修服務中心，或向服務熱線諮詢。

香港：

服務熱線：852-3188-4987

服務郵箱：Philips.Massage.hk@centuryfield.com

臺灣：

服務熱線：0800-661-600

服務郵箱：Philips.massager@xander.com.tw

保修卡

產品型號		用戶姓名	
銷售單位		聯繫電話	
購買日期		出廠編號	
技術服務站		用戶地址	
維修內容		時間	保修人員

10 裝箱清單

主機	1×	Type-C 充電線	1×
收納袋	1×	說明書	1×
快速入門指南	1×	合格證	1×