

PHILIPS

眼部按摩器

氣壓式眼部按摩器

PPM2501

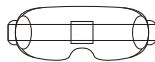



Quick Start Guide 快速入門指南

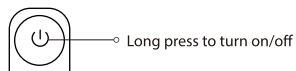
1. Remove your contact lenses, eyeglasses, and accessories around the eye.



2. Adjustable strap to make your eyes feel comfortable before turn it on.




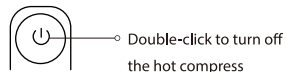
3. Long press the  key for 2s to turn on the massager. Switch to beauty mode by default when the product is on.



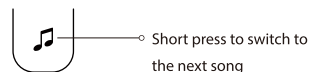
4. Press  to switch to Beauty mode / Comfort mode / Sleep mode / Energizing mode




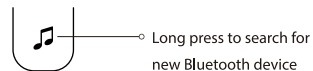
5. Turn on or any massage mode by default. Double-click  to turn off the hot compress.



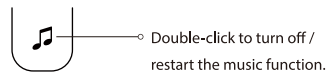
6. Press the short button  switch to the next song.




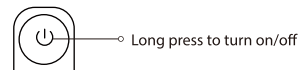
7. Long press  search for new Bluetooth device / disconnect the currently connected Bluetooth device, search for new Bluetooth device, after the match voice broadcast "Bluetooth connection success", then play the Bluetooth device music.



8. Double-click  turn off / restart the music function.



9. The default time to shutdown is in 15 minutes, if you want to continue, long press button  to reboot.



- 1. Please close your eyes when using the product. After using the product, blurred vision may appear. Resting with your eyes closed for 1-3 minutes.
- 2. Use alcohol wipes to clean the product surface after using it. Do NOT wash it in water.



請在以下網站連接中了解詳情

www.philips.com

本手冊內容與實物可能存在差異，請以實物為準，如產品有任何更新恕不另行通知。

©2022 AquaShield
All rights reserved

The Philips trademark and the Philips Shield Emblem are registered trademarks of Koninklijke Philips N.V. used under license.

This product has been manufactured by and is sold under the responsibility of HongKong AquaShield Health Technology Company Limited and HongKong AquaShield Health Technology Company Limited is the warrantor in relation to this product.

水護膚是飛利浦淨飲水解決方案、熱水解決方案、衛浴解決方案、水杯及個人按摩器唯一品牌官方授權運營主體。

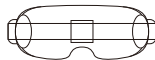
Rev A JUL 22



1. 除下隱形眼鏡、眼鏡及眼周的配飾。



2. 自行調整頭帶鬆緊度，將產品舒適佩戴至眼部。



3. 長按  按鈕 2s 開啟按摩器。開機時預設進入美眼模式。



長按開機/待機

4. 短按  按鈕依次切換美眼模式-護眼模式-助眠模式-暖眼模式。



短按切換模式

5. 開機或任何按摩模式均預設開啟熱敷，連續按  按鈕兩下可關閉熱敷。




雙擊關閉熱敷

6. 短按  按鈕可切換至下一首音樂。



短按切換下一曲

7. 長按  按鈕搜索新藍牙設備/斷開連接當前已連接藍牙設備，搜索新藍牙設備，配對成功後語音發出“藍牙連接成功”聲效，此時可播放藍牙設備音樂。



長按搜索新藍牙設備

8. 連續按  按鈕兩下可關閉/重新開啟音樂功能。



雙擊關閉/重新開啟音樂

9. 預設15分鐘定時關機，如需繼續使用長按  按鈕重新開機即可。



長按開機/待機

- ❗ 1. 使用產品時請閉目，使用完後除下產品時可能出現視力模糊的情況，閉目1-3分鐘即可舒緩。
- 2. 使用完後，可使用酒精棉清潔產品外表，請勿直接用水清潔。