



請在以下網站連接中了解詳情

www.philips.com

本手冊內容與實物可能存在差異，請以實物為準，如產品有任何更新恕不另行通知。

©2022 AquaShield

All rights reserved

The Philips trademark and the Philips Shield Emblem are registered trademarks of Koninklijke Philips N.V. used under license.

This product has been manufactured by and is sold under the responsibility of HongKong AquaShield Health Technology Company Limited and HongKong AquaShield Health Technology Company Limited is the warrantor in relation to this product.

水護盾是飛利浦淨飲水解決方案、熱水解決方案、衛浴解決方案、水杯及個人按摩器唯一品牌官方授權運營主體。

Rev A JUL 22



PHILIPS

腰背按摩器

背部按摩器

PPM4301



User Manual
使用說明書

Contents

1	Instructions for User	1
	Symbol Description	1
	People restricted or prohibited from use	1
	Precautions for Use	3
	Precautions for Operation Place	4
	Precautions for Maintenance	5
<hr/>		
2	Product Features	6
<hr/>		
3	Parts Name	6
<hr/>		
4	How to Use	7
	Preparations for Use	7
	Operation	7
	Applicable Parts	8
	Charging Method	9
<hr/>		
5	Maintenance	10
	Cleaning Method	10

6	Diagnosis	11
<hr/>		
7	Main Specification	13
<hr/>		
8	Service Guideline for Warranty	14
	Warranty and Service	14
	Warranty Regulations	15
	Warranty Card	16
<hr/>		
9	Packing List	16

1 Instructions for User

Please read this manual carefully before using the product and keep this manual properly.

Symbol Description

To avoid personal injury or property damage, be sure to observe the following.

- The following symbols respectively illustrate the items that you must observe.



Indicate prohibition



Indicate that you should do as instructed

People restricted or prohibited from use



The following groups shall use the product with caution

People under treatment at a medical institution or in the following conditions, should consult with a doctor or physiotherapist before using the product.

- Those implanted with a pacemaker or other related medical electrical devices
- People diagnosed with malignant tumor or suffering from heart disease
- Pregnant women or maternal women
- People suffering from a highly nerve ending disorder caused by diabetes
- People suffering from skin trauma

- People having a body temperature above 38°
 - People suffering from back pain or used to have pain in head, waist and feet
 - Those who are easy to suffer from numbness of feet and hands
 - People having difficulty with respirator
 - People suffering from hypertension
 - People having acute symptoms such as visceral diseases (gastritis, hepatitis, and gastroenteritis)
 - People suffering from lumbar disc herniation, spondylitis, etc.
 - People suffering from degenerative arthritis, arthritis, and gout
 - People suffering from spine fractures, and swollen bones
 - People lost skin temperature sensation
 - People having low temperature burns
 - People having abnormal back bones
 - People having diseases related to vascular disorders
 - People in use of restorer
 - People having abnormal body sensation
-



The following groups are prohibited from using the product

Those that are prohibited from exercising or stretching as advised by doctors.

For example, those suffering from thrombosis, severe aneurysm, acute venous aneurysm, various dermatitis, or skin infections, as these diseases can easily result in deterioration.

- Those who cannot express their will or cannot operate the device by themselves.
Children aged 14 and younger are prohibited to use this product or get close to the operating product.

- Do not apply the product on head or chest.
 - If you experience abnormal body reactions such as back pain, dizziness, vomiting, throbbing, etc. during use, please stop the product immediately.
 - This product is timed for 15 min operation at a time. Please do not use it for more than 30 min each time. Leave the product rest for 30 min after each use.
 - People who do not have much confidence in their own body or who use the product for the first time, should never force themselves to exercise stretching.
 - Do not apply the product to any part other than the neck.
 - Use is prohibited under the following circumstances:
 - When you are severely tired
 - Within an hour before and after meals
 - When you are drunk
 - Those suffering from impaired skin perception or those who are not sensitive to heat are prohibited from using the product.
-

Precautions for Use

- ! Never use other power adapters except for the original ones.
- ! Before use, check whether the product is intact. If any damage regardless of its extent is found, stop using the product immediately.
- ! Please remove the dust from the charger regularly. The accumulated dust on the plug is likely to induce moisture and cause poor insulation, eventually leading to fire.
- ! Before use, check if the switch and timer can work normally.
- ! If the product cannot work or you feel any abnormality, please stop using it immediately and unplug the power cord.
- ! In the event of a power outage, unplug the power cord.

- ! The surface of the product can become hot. Thus, people who are not sensitive to heat should use with caution.
 - ⊘ Do not stand on the product or use the product as a toy to avoid accidents. Never disassemble, modify or repair the product or open the zipper by yourself.
 - ⊘ Do not use this product when your body is wet, or it is easy to get an electric shock.
 - ⊘ Do not wear too much to use the product, and do not let the surface of the product directly contact your skin during use.
 - ⊘ Do not use the product with its cover removed. This is likely to cause accidents.
 - ⊘ Do not pull the product with force, or stab the product with a knife or sharp object.
-

Precautions for Operation Place

- ⊘ Do not use the product near a stove, in electric heating quilts or on electric blankets and other heating appliances, otherwise a fire or disaster may occur.
- ⊘ Do not cover the product with a towel, cloth or other objects.
- ⊘ Do not use this product near water-filled bathtubs, showers, washbasins, or other high-humidity vessels.

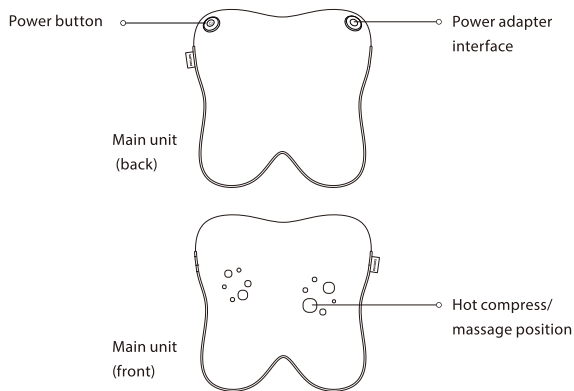
Precautions for Maintenance

- ⚠ During maintenance, be sure to disconnect the power supply.
- ⊘ Do not drop the product or charger, or hit them with strong force.
- ⊘ Do not put too much weight on the product.
- ⊘ This product cannot be used for two persons simultaneously.
- ⊘ Do not spray water on the product.
- ⊘ Do not use the product in direct sunlight or at places where the room temperature is above 35°C.
- ⊘ Do not use the product in bathrooms or places with high humidity.
- ⚠ If the product has not been used for a long time, you have to check in advance whether the switch is normal prior to re-use.
- ⚠ During maintenance, do not clean the product with volatile oil, diluent, alcohol, strong alkaline detergent, bleach and other cleaning agents.
- ⚠ Simple blackening prevention facilities are provided for the product so that it can be transported by air, rail, road and ship. Avoid rain and snow, inversions and collisions during transport.
- ⚠ Keep this product out of the reach of children.
- ⚠ When storing, make sure the product cools down.
- ⚠ Frequently check the product for signs of wear or damage. If there are such signs or the product has been misused, you must return the product to the supplier before reuse.

2 Product Features

This product can be used in two postures: sitting and standing. It can Help blood circulation and relieve muscle soreness and discomfort by tapping with artificial hands. There are multiple massage modes and tapping intensities available to meet the Needs of different groups of people.

3 Parts Name

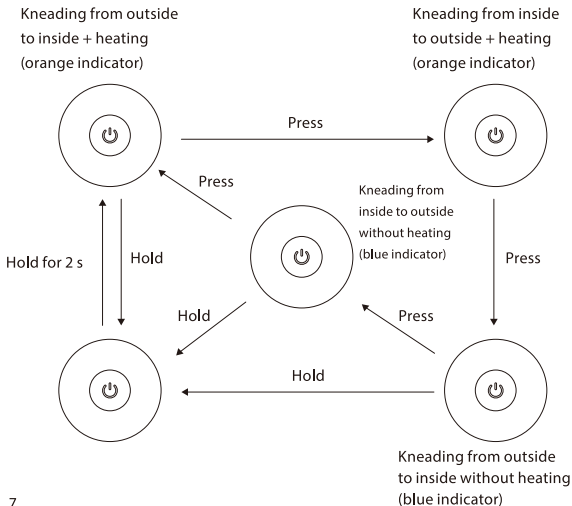


4 How to Use

Preparations for Use

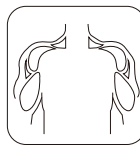
- ❗ Check whether the cover is damaged.
- ❗ Check that the product and accessories are complete. Always remove the pendant and decorations before use to avoid affecting the massage part.

Operation



1. Hold the "ON/OFF" button for 2 s to start up. The device runs in mode 1 (kneading from outside to inside + heating) by default, and the ring indicator light is illuminated in orange at this time.
2. Press the "ON/OFF" button to switch to mode 2 (kneading from inside to outside + heating), press again to switch to mode 3 (kneading from outside to inside without heating), and continue pressing to switch to mode 4 (kneading from inside to outside without heating). This is the cycle way of the device if you press the ON/OFF button.
3. This product is set to shut down within 15 minutes by default. To suspend massaging, you can hold the "ON/OFF" button for 2 s.
4. If the heating is enabled, the ring indicator light will be illuminated in orange, otherwise the indicator light will be illuminated in blue.

Applicable Parts



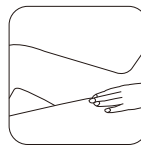
Shoulder and neck massage



Waist and back massage



Leg massage



Thigh massage

Charging Method

1. When the power is low, the blue indicator flashes, prompting you to charge the product.
2. Connect one end of DC12.6V/1A adapter to the product, and plug the other end into the power supply to start charging.

Tips:


1. Please use the power adapter supplied by the manufacturer instead of other ones for charging.
2. When the power is insufficient, the blue indicator will flash quickly and go out 3 s later, indicating that the product stops working.
3. The blue indicator is breathing to flash during charging and it remains on when the product is charged for about 3 hours to the full state.

Precautions for Battery

1. Do not replace the battery without authorization.
2. The battery must be removed before scrapping the device. The removal steps are as follows:
 - Remove the product cover;
 - Disconnect relevant wires inside, and then take out the battery;
 - The product must be powered off when you want to remove the battery;
 - The battery should be disposed of safely.

5 Maintenance

Cleaning Method

- Do not remove the cover of the product when cleaning.
1. Remove the dust from the cloth cover of the product with a vacuum cleaner rather than by patting;
 2. Wipe off the dirt from the surface with a clean rag;
 3. Where the dirt accumulates in relatively deep places, dampen the cloth with neutral detergent, and then wipe gently;
 4. Prevent water from entering the product;
 5. Let product dry naturally.
- Do not put the product in direct sunlight or at places with high humidity after use. If the product is left to be unused for a long time, remember to cover it with a cloth after removing dirt, so as to avoid dust.
 - Disposal: Do not discard the product at random. Please scrap it according to the disposal method for each part to protect the environment.
-  Ensure to unplug the power cord without using wet hands during maintenance.

6 Diagnosis

This chapter lists the most common problems to the product. If the problems you encounter are not included in the following tables, please call our service hotline or contact the authorized service center at the region where you are located.

Fault Symptom	Cause	Solution
"Pinging" and "clapping" sound generated in operation	The sound made by the product during normal operation or the friction sound between the massage ball and the cloth cover	No treatment is required
Start-up failure	Product overheating protection	Turn off the product for 30 min before re-use
	Low battery power	Please charge
Sudden stop in the halfway of use	The product stops automatically for protection due to core over-heating	Turn off the power switch and start after the core cools down
	Automatic shutdown time is up	Restart the device

If the product has been left unused for a long time, be sure to confirm that its function is normal before using it again.

Check for the following faults		
Regular check	<ul style="list-style-type: none"> · Whether the power adapter is heating · Whether the power cord is deeply scratched or deformed, and has a burnt smell · Whether there is abnormal sound or vibration during operation · Whether the product can work properly after the switch is turned on · Whether there are other abnormalities or faults 	In the event of the above faults, stop using the product immediately and cut off the power supply to avoid accidents. Please send the defective product to Philips's service center.

Note:

If the fault cannot be eliminated or the product still cannot operate satisfactorily, contact the after-sales service personnel. Do not disassemble or attempt to repair by yourself.

7 Main Specification

Product name	Philips back massager
Product model	PPM4301GN/90
Adapter	Input 100-240V~ 50/60Hz 0.6A
	Output DC12.6V ≈±.0A
Working voltage	11.6V ===
Working Power	24W
Charging Voltage	12.6V ===
Charging Current	1A
Battery Capacity	2000mAh
Net weight	1.4kg
Adapter wire length	1.6m
Dimension	290mm×290mm×110mm

8 Service Guideline for Warranty

Warranty and Service

The product is a household appliance with exquisite design and high-quality component. Within two years from the date of purchase, you will receive free warranty service for any damage caused by the manufacturing process or components under normal operation confirmed by our maintenance service.

The warranty service does not include consumable components, transportation fee and door-to-door service. Please show the proof of purchase to the service personnel during maintenance.

You cannot receive free warranty service under the following conditions:

1. Damage by improper operation, such as improper components connection, improper installation, deprived of manual use, mis-operation.
2. Negligence and damage because of transportation or other accident.
3. Maintenance and modification without approval.
4. Other damage caused by force majeure (such as natural disaster, abnormal voltage, etc.).
5. Damage caused by general use outside home (e.g. industrial and commercial use).
6. Aging, wearing and tearing caused by normal operation of the product without affecting normal operation of the product.

This statement serves as a publicity for free maintenance within the specified time limit and conditions, and does not limit the legal rights of consumers.

Please contact our local maintenance service center for any information or difficulties or you can consult through the hotline.

HongKong

Hotline: 852-3188-4987

Service Email: Philips.Massage.hk@centuryfield.com

Taiwan

Hotline: 0800-661-600

Service Email: Philips.Massage.hk@centuryfield.com

Warranty Card

Product Model		Customer Name	
Seller		Contact Number	
Date of Purchase		Serial Number	
Service Center		Customer Address	
Maintenance Content		Date	service personnel

9 Packing List

Main Unit	1×	Power adapter	1×
User Manual	1×	Quick Start Guide	1×
Certificate	1×		

目錄

1	用戶必讀	16	7	主要技術參數	25
	符號描述	16			
	禁忌人士	16	8	產品維修服務指南	26
	使用注意事項	18		保修及服務	26
	使用場所注意事項	19		保修卡	27
	保養注意事項	19			
2	產品功能	20	9	裝箱清單	27
3	部件名稱	20			
4	使用方法	21			
	使用前準備事項	21			
	使用操作	21			
	適用部位	22			
	充電方法	22			
5	保養維護	23			
	清潔方式	23			
6	故障診斷	24			

1 用戶必讀

產品使用前請仔細閱讀並妥善保管本說明書。

符號描述

為避免造成人身危害或財產損失，請務必遵守以下內容。

- 用以下圖示來分別說明希望遵守的內容。



表示禁止



表示需要根據指示去做

禁忌人士



以下人士應謹慎使用

在醫療機關治療中的或者下列一些狀況人士使用之前請務必找醫生或者治療師商量。

- 體內有植入起搏器相關醫用電器產品的人士
- 惡性腫瘤的人群心臟病人士
- 孕婦或者產婦
- 糖尿病引起的高度神經末梢有障礙的人士
- 皮膚受過創傷的人士
- 體溫38°以上的人士
- 現在腰疼或者過去頭，腰，腳有過疼痛的人士
- 手腳容易麻木的人士
- 對呼吸器有障礙的人士
- 高血壓症人士

- 內臟疾病(胃炎，肝炎，腸胃炎)等急性症狀的人士
- 腰椎盤突出，脊椎炎等人士
- 變形性關節炎，關節炎，痛風人士
- 脊椎骨折，骨腫大人士
- 對皮膚溫度感喪失人士
- 有過低溫燒傷人士
- 背骨異常的人士
- 血管障礙相關的人士
- 復原器使用的人士
- 身體感覺異常的人士



以下人群/情況禁止使用

醫生建議禁止運動或者伸展活動的人士

比如：血栓症，重度的動脈瘤，急性靜脈瘤，各種皮膚炎，各種皮膚感染症，因為容易引起惡化，所以禁止使用。

- 無法表達自己意志的人或者自己無法獨立操作機器的人
- 14歲及以下兒童不能使用本產品，在使用的時候也不能讓他們靠近
- 不要用於頭部、胸部
- 使用過程中，感覺腰疼，頭暈，嘔吐，悸動等身體異常反應的時候，請立即停止使用
- 本產品單次使用定時15分鐘，每次使用請不要超過30分鐘，使用後請讓機器休息30分鐘
- 對自己身體沒有太大自信的人，第一次使用的人不要勉強自己做一些伸展運動

- 皮膚知覺障礙患者或對熱不敏感者禁止使用
 - 不要用在頸部按摩以外用途上
- 下列的情況不應使用
- 劇烈疲勞的時候
 - 飯前、飯後一小時之內
 - 醉酒之後

使用注意事項

- ❗ 不要使用除原裝適配器以外的產品。
- ❗ 在使用前，請務必確認產品是否完好，若發現破損，無論大小，請立即停止使用。
- ❗ 請定期清理充電器上的灰塵，插頭上灰塵堆積容易因為濕氣引發絕緣不良，最終導致火災。
- ❗ 使用前，務必先確認一下開關，計時器是否正常使用。
- ❗ 無法使用，或者感覺異常的時候請立即停止使用，並且拔掉電源線。
- ❗ 停電時，請拔掉電源線。
- ❗ 器具具有發熱表面。對熱不敏感的人使用時必須注意。
- ⊘ 不要站在本體上面，也不要將產品作為玩具，避免發生意外。
- ⊘ 絕對不要分解，改造或者自己修理產品，也不要自己打開拉鍵。
- ⊘ 身體表面有水的狀態下不要使用該產品容易觸電。
- ⊘ 不要穿太厚的衣服使用，使用時，也不要讓產品表面直接接觸皮膚。
- ⊘ 不要把外套拿掉使用，容易引起事故。
- ⊘ 不要用力拉扯產品，也不要用刀或者尖銳的物品去刺產品。

使用場所的注意事項

- ⊘ 不要靠近火爐，或者電暖被裏面以及電熱毯等暖房器具上使用，容易引起火災或故障。
- ⊘ 不要在產品上蓋上毛巾或者布等物體使用。
- ⊘ 不要在盛水的浴缸、淋浴、洗臉盆或其他高濕器皿附近使用本產品。

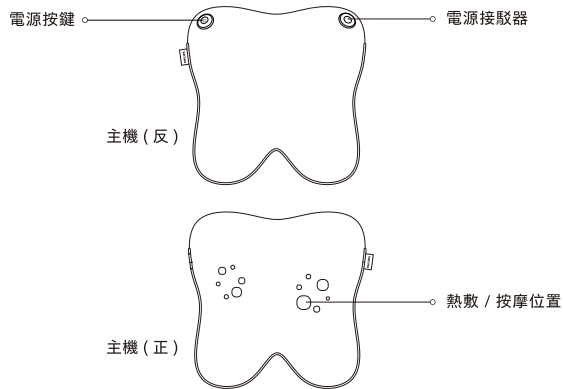
保養的注意事項

- ❗ 保養的時候，務必先切斷電源。
- ❗ 不要摔落本體或者充電器，也不要強烈的敲打。
- ❗ 不要故意加壓在產品上。
- ❗ 不要同時給兩個人使用。
- ❗ 不要在產品上淋水。
- ❗ 不要在室溫35°C以上的場所或者直射陽光的地方使用。
- ❗ 不要在浴室或者濕氣很大的場所使用。
- ❗ 長期沒有使用，再次使用的時候，務必事先確認開關等是否正常。
- ❗ 保養的時候，請不要使用揮發油，稀釋劑，酒精，強鹼性洗潔劑，漂白劑等清洗。
- ❗ 產品設有簡易的防黑設施，適合航空鐵路、公路及輪船運輸。運輸過程中應避免雨雪淋澆、倒置和碰撞。
- ❗ 請將產品放在兒童接觸不到的地方。
- ❗ 存放器具時，先讓器具冷卻下來。
- ❗ 經常檢查器具上是否有磨損或損壞的跡象，如果有這種跡象，或如果此器具已經被誤用，則應在再次使用前將器具返回到供應商處。

2 產品功能

本產品可坐立兩用，通過仿人手捶打配合熱敷功能可促進血液循環迴圈，緩解肌肉酸痛 不適，多種按摩模式和捶打力度可供選擇，適合不同人士用於按摩保養。

3 配件名稱

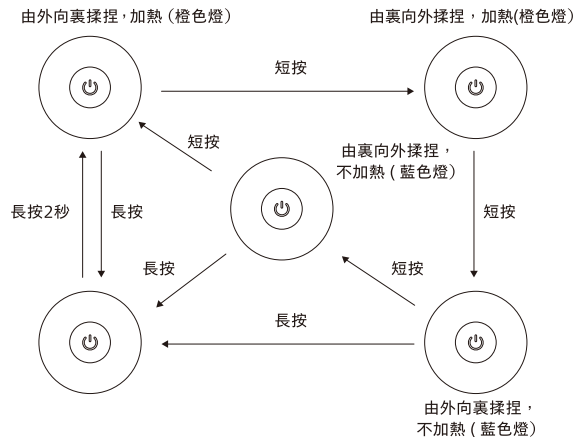


4 使用方法

使用前的準備事項

- 確認本體外套是否破損
- 請檢查機器及配件完整。使用時請除去個人飾物，以避免影響按摩部位。

使用操作



1. 長按2秒“開關”鍵開機，預設以模式1 (由外向裏揉捏+加熱) 運行，環狀指示燈亮橙色。
2. 短按“開關”鍵切換模式2 (由裏向外揉捏+加熱)，再一次短按“開關”鍵切換模式3 (由外向裏揉捏，不加熱)，再一次短按切換模式4 (由裏向外揉捏，不加熱)，短按依次迴圈。
3. 產品預設設定為15分鐘定時關機。若在按摩過程中需要中途停止，請長按2秒“開關”鍵停止。
4. 有加熱時環狀指示燈亮橙色，無加熱時指示燈亮藍色。

適用部位



肩頸按摩

腰背按摩

小腿按摩

大腿按摩

充電方法

1. 電量低時，藍色指示燈閃爍，提示請為產品充電。
2. 使用DC12.6V/1A充電器一端連接產品，另一端插入電源開始充電。

溫馨提示：

1. 請使用廠家配送的充電器進行充電，請勿使用其他的產品充電器充電。
2. 電量不足時，藍色指示燈快速閃爍，3秒後指示燈熄滅，產品停止運作。
3. 充電時，藍色指示燈閃爍，充滿電需要約3小時，產品電量充滿，藍色指示燈常亮。

電池注意事項

1. 正常使用期間請勿自行更換電池。
2. 在廢棄產品前，必須將電池從產品中取出。取出步驟如下：
 - 拆開產品外套；
 - 將內部相關的電線拆除，再將電池取下，既可取出電池；
 - 在取出電池時，產品必須要斷電；
 - 電池應安全地處置。

5 保養維護

清潔方式

- 清潔產品時，產品外套不能取下。

1. 產品布套上的灰塵，不要拍打，用吸塵器去除；
2. 表面髒汙可用乾淨的抹布去除；
3. 比較深的髒汙，用中性洗潔劑沾濕抹布，然後輕輕的擦除；
4. 不要讓水進入到產品內部；
5. 放置自然乾燥。

- 使用之後不要放在陽光直射的地方或者濕氣很大的地方。如果長時間不使用的話，去除髒汙後，用布蓋好放置，不要沾染灰塵。
- 廢棄方法：為了保護環境，不要就這樣廢棄，請根據各個部位的廢棄方法進行廢棄。

- ❗ 保養的時候，確保不要用濕手去拔除電線。

6 故障診斷

本章列出了關於本產品最常見的問題。如果您無法在其中找到您所遇問題的答案, 請聯繫服務熱線或您所在地區的授權服務中心。

故障現象	原因	解決方式
動作中出現“咻咻”、“嗒嗒”的聲音	產品正常運作時發出的聲音或按摩球與布套之間摩擦的聲音	無需任何處理
無法開機	產品過熱保護	關閉產品30分鐘再使用
	電量不足	請給產品充電
使用中途突然停止運作	機芯溫度過高, 自動停止保護	關閉電源開關, 待機芯冷卻後再啟動
	自動關機時間到	重新啟動機

長時間未使用後, 務必先確認功能正常, 才能再次使用。		
定期檢查	有无以下故障	若出現上述故障, 為了防止引發事故 請立刻停止使用 並切斷電源。請送往您所在地區的維修中。
	<ul style="list-style-type: none">• 電源適配器發熱• 充電線有深深的傷痕或者變形、有焦味• 運作中有異常的聲音或者震動• 開啟開關後, 不正常工作• 有其他異常或者故障	

注意：
如果無法排除故障或產品仍無法理想操作, 與售後服務人員聯繫, 切勿自行拆卸或嘗試維修。

7 主要技術參數

產品名稱	飛利浦背部按摩器
產品型號	PPM4301GN/90
充電器	輸入100-240V~ 50/60Hz 0.6A 輸出 DC12.6V \approx 1.0A
操作電壓	11.6V \approx
操作功率	24W
充電電壓	12.6V \approx
充電電流	1A
電池容量	2000mAh
產品淨重	1.4kg
充電線長	1.6m
產品尺寸	290mm×290mm×110mm
生產日期	見產品合格證

8 產品保修服務指南

保修及服務

此產品是一件設計精良，用高品質元件製造之家用電器，在正常使用及保養下應能發揮其優越性能。在購買日期後起計兩年內，凡經本公司特約維修站人員確認為正常使用情況下，因製作工藝或原配件造成之損壞，您都將獲得免費保修服務。此免費服務不包括需時常更換的消耗品，運輸費及維修人員上門服務費，維修時請提供有效購買憑證。

以下情況將不能獲得免費服務

1. 使用不當引起的人為損壞，例如接入不適當配件、不適當之安裝、不依說明書使用、錯誤使用或疏忽而造成損壞等。
2. 因運輸及其他意外而造成之損壞。
3. 非經本公司認可之維修和改裝。
4. 其他因不可抗力（如自然在乎，電壓異常等）造成的損壞。
5. 一般家庭以外使用（如工業、商業用等）而造成的損壞。
6. 正常使用引起的產品老化，磨損等，但不影響產品使用。

該說明作為在規定期限及條件之內進行免費維修的宣貫，並不限製消費者的法定權力。

若您需諮詢相關資訊，或遇困難事項時，請聯絡本公司當地維修服務中心，或向服務熱線諮詢。

香港：

服務熱線：852-3188-4987

服務郵箱：Philips.Massage.hk@centuryfield.com

臺灣：

服務熱線：0800-661-600

服務郵箱：Philips.massager@xander.com.tw

保修卡

產品型號		用戶姓名	
銷售單位		聯繫電話	
購買日期		出廠編號	
技術服務站		用戶地址	
維修內容		時間	保修人員

9 裝箱清單

主機	1×	電源充電器	1×
說明書	1×	快速入門指南	1×
合格證	1×		