



請在以下網站連接中了解詳情

www.philips.com

本手冊內容與實物可能存在差異，請以實物為準，如產品有任何更新恕不另行通知。

©2022 AquaShield

All rights reserved

Philips and the Philips Shield Emblem are registered trademarks of Koninklijke Philips N.V. and are used under license.

This product has been manufactured by and is sold under the responsibility of Hongkong AquaShield Health Technology Company Limited and Hongkong AquaShield Health Technology Company Limited is the warrantor in relation to this product.

水護盾是飛利浦淨飲水解決方案、熱水解決方案、衛浴解決方案、水杯及個人按摩器唯一品牌官方授權運營主體。

Rev A JUL 22



PHILIPS

眼部按摩器

氣壓式眼部按摩器

PPM2701



User Manual
使用說明書

Catalogue

1	Instructions for User	1
	Symbol Description	1
	People Restricted or Prohibited from Use	1
	Precautions for Use	3
	Precautions for Operation Place	3
	Precautions for Maintenance	4
2	Product Features	4
3	Parts Name	5
4	How to Use	5
	Preparations for Use	5
	Description of Indicator Lights	6
	Operation	6
5	Maintenance	7
	Cleaning Method	7
6	Troubleshooting	9

7	Main Specification	10
8	Service Guideline for Warranty	10
	Warranty and Service	10
	Warranty Card	12
9	Packing List	12

1 Instructions for User


Please read this instruction manual carefully before use and keep it properly

Symbol Description

In order to avoid personal injury or property damage, be sure to observe the followings.

- The following symbols respectively illustrate the items that you must observe.
-

 Indicate prohibition

 Indicate that you should do as instructed


People Restricted or Prohibited from Use

-  The following groups shall use the product with caution.

People under treatment at a medical institution or in the following conditions, should consult with a doctor or physiotherapist before using the product.

- For contact lens wearers, the contact lenses must be removed before using this product.
- Please keep this product away from water, fire and corrosive environment.
- If used in a specific environment, please comply with the corresponding regulations.
- Children between 6 and 12 years old should be supervised and guided by the guardian when using the product.

- People with sensitive skin, facial allergic dermatitis, and facial implantation of cosmetic plastic materials should use this product under the guidance of a physician. This product is a household electronic health care product other than a medical device, and is not intended for diagnostic, therapeutic or other commercial purposes.
Please charge the product only with the charging equipment provided by our company. Pay attention to the safety of using electricity.
- The product has a heating surface, so people who are not sensitive to heat should use with caution.

-  The following groups are prohibited from using the product

People whose doctors advise against exercising or stretching

Such as: thrombosis, severe aneurysm, acute venous aneurysm, various dermatitis, various skin infections. It is prohibited to use because it is easy to cause deterioration.

- People who have had eye surgery or have heart disease are forbidden to use the product.
- People with eye diseases such as glaucoma, cataract, retinal detachment, pink eye, etc. are not allowed to use the product.
- Pregnant or menstruating women are not recommended to use.
- Do not use the product while driving.
- Do not use this product when you are drunk or in poor health.
- Do not apply the product to other parts of your body other than the eyes.
- Children under the age of 6 are not allowed to use the product.

Precautions for Use

- ❗ People who wear glasses, hair accessories, etc. should take them off before using.
- ❗ If the product has not been used for a long time, be sure to confirm whether the switch, etc. are normal before using it again.
- ❗ Please close your eyes when using the product. Blurred vision may occur when you remove the product after use, which can be relieved by closing your eyes for 1-3 minutes.
- ❗ In case of any abnormality during use, please power off immediately.
- ❗ This product is not intended for diagnostic or therapeutic purposes.
- ❗ The product is not waterproof, please be carefully prevent water from entering the product, and do not directly immerse the product in water.
- ⊘ Do not deliberately put heavy pressure on the product.
- ⊘ Do not supply the product at a non-rated voltage, otherwise the circuit of the product will be damaged.
- ⊘ Do not drop the product or hit it with strong force, otherwise the product will be damaged.
- ⊘ Do not disassemble, modify or repair the product by yourself.
- ⊘ Do not pull the product with force, or stab it with a knife or sharp object.
- ⊘ Do not use the product in direct sunlight or at places where the room temperature is above 35°C.
- ⊘ Do not use the product in bathrooms or places with high humidity.

Precautions for Operation Place

- ⊘ Do not use it near the stove, or use it on heating appliances such as electric quilts and electric blankets, which may cause fire or failure.
- ⊘ Do not cover the product with a towel, cloth or other objects.
- ⊘ Do not use this product near water-filled bathtubs, showers, washbasins, or other high-humidity vessels.

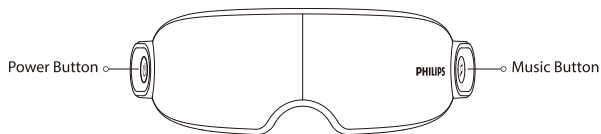
Precautions for Maintenance

- ❗ Turn off the product before maintenance.
- ❗ When the product will not be used for a long time, be sure to unplug the charger. Do not spray water on the product.
- ⊘ During maintenance, do not clean the product with volatile oil, diluent, strong alkaline detergent, bleach and other cleaning agents.
- ⊘ To clean the surface of the product, please use alcohol cotton. Do not directly clean with water.

2 Product Features

This product could promote blood circulation and relieve eye fatigue by imitating human hand pressure and hot compress function. There are multiple massage modes, suitable for different people for eye massage. With the innovative wireless music function, you can relax your eyes while enjoying your favourite music.

3 Parts Name



4 How to Use

Preparations for Use

- (1) Check that the device and accessories are complete.
- (2) Remove the pendant and decorations around the eyes before use to avoid affecting the massage part.
- (3) Adjust the elastic headband to the size that fits your head.
- (4) Turn on the Bluetooth function of wireless devices to connect the massager.


Description of Indicator Lights

Power Button Indicator			
	Colour	Status	Description
Normal working status	Orange	Always on	Hot compress function - on
	Green	Always on	Hot compress function - off
Charging status	Red	Breathing light	0%-20%
	Green	Breathing light	20%-99%
	Green	Always on	Fully charged
Low battery reminder	Red	Flashing frequently	Low battery

Music Button Indicator			
	Colour	Status	Description
Normal working status	Blue	Always on	Wireless device connected
	Cyan	Always on	Wireless device not connected
Searching new wireless device	Blue	Flashing frequently	Searching new wireless device

Operation

Button	Button Function	Operation Method	Description
⏻	Power on/off	Hold for 2 seconds	Turn on/off the massager
	Hot compress on/off	Double click	Double click the Power Button (twice within 0.5 seconds) to turn on/off the hot compress function.
	Mode switch	Short press	This product will enter the Eye Energetic Mode by default when it is turned on. Press the Power Button, and the massage mode will cycle through Eye Energetic Mode, Eye Care Mode, Eye Warming Mode, Sleep Aid Mode.

Button	Button Function	Operation Method	Description
	Searching new wireless device	Hold for 2 seconds	Hold the Music Button for 2 seconds to search for a new wireless device, and the indicator will flash frequently in blue. After successful pairing, the indicator will remain on in blue.
	Music on/off	Double click	Double click the Music Button (twice within 0.5 seconds) to turn on/off the music.
	Next track	Short press	Short press to play the next song.

5 Maintenance

Cleaning Method

- (1) The dirt on the product housing can be wiped off with a clean cloth;
- (2) The dirt on the eye mask can be removed with a clean cloth stained with alcohol;
- (3) For deep dirt, dampen a cloth with a neutral detergent, then wipe gently.
- (4) Prevent water from entering the product;
- (5) Place the product and dry it naturally.

- ! Do not put the product in direct sunlight or at places with high humidity after use.
- ! If it will not be used for a long time, cover it with a cloth after removing the dirt.
Disposal: Do not discard the product arbitrarily. Please dispose of it according
- ! to the disposal method for each part to protect the environment.
During maintenance, the product should be turned off.
Before discarding the appliance, the battery must be removed.
- ! The device must be powered off when removing the battery.
- ! Batteries should be disposed of safely.
- !
- !

Battery Removal Steps

- (1) Cut off the external power supply and remove the product housing.
- (2) Unplug the power supply of the main board
- (3) Remove the battery.
- (4) Please place the waste batteries at a fixed recycling site.
- (5) Please comply with local environmental protection laws and regulations and disposal guidelines.

6 Troubleshooting

This chapter lists the most common problems to the product. If the problems you encounter are not included in the following tables, please call our service hotline or contact the authorized service center at the region where you are located.

Basic Fault	Possible Cause	Basic Troubleshooting
Unable to power on	Low lithium battery	Charge and restart to check the problem
Weak airbag compression	loose headband	Adjust the length of the headband according to individual demands, so that the massager can be worn comfortably around the eyes.
Unable to connect wireless devices	The Music Button is pressed by mistake, and the music function is turned off.	Hold the Power Button for 2 seconds to turn off, and then restart the music function.
Low playback volume of music	Low playback volume of cell phone	Adjust the playback volume of cell phone

Note:

If the fault cannot be eliminated or the product still cannot be operated ideally, please contact the after-sales service personnel, and do not disassemble or repair by yourself.

7 Main Specifications

Product Name	Philips Eye Massager
Product Model	PPM2701
Rated Voltage	3.7V ---
Operating Power	4W
Charging Voltage	5V ---
Charging Current	500mA
Battery Capacity	1200mAh
Product Dimensions	215×114×80mm
Net Weight	301g
Manufacture Date	See the product qualification certificate

8 Service Guideline for Warranty

Warranty and Service

The product is a household appliance with exquisite design and high-quality component. Within two years from the date of purchase, you will receive free warranty service for any damage caused by the manufacturing process or components under normal operation confirmed by our maintenance service.

The warranty service does not include consumable components, transportation fee and door-to-door service. Please show the proof of purchase to the service personnel during maintenance.

You cannot receive free warranty service under the following conditions:

1. Damage by improper operation, such as improper components connection, improper installation, deprived of manual use, mis-operation.
2. Negligence and damage because of transportation or other accident.
3. Maintenance and modification without approval.
4. Other damage caused by force majeure (such as natural disaster, abnormal voltage, etc.).
5. Damage caused by general use outside home (e.g. industrial and commercial use).
6. Aging, wearing and tearing caused by normal operation of the product without affecting normal operation of the product.

This statement serves as a publicity for free maintenance within the specified time limit and conditions, and does not limit the legal rights of consumers.

Please contact our local maintenance service center for any information or difficulties or you can consult through the hotline.

HongKong

Hotline: 852-3188-4987

Service Email: Philips.Massage.hk@centuryfield.com

Taiwan

Hotline: 0800-661-600

Service Email: Philips.massager@xander.com.tw

Warranty Card

Product Model		Customer Name	
Seller		Contact Number	
Date of Purchase		Serial Number	
Service Center		Customer Address	
Maintenance Content		Date	Service Personnel

9 Packing List

Main Unit	1×	Charging Cable	1×
User Manual	1×	Quick Start Guide	1×
Certificate	1×	Storage Bag	1×

目錄

1 用戶必讀	13	7 主要技術參數	19
符號描述	13		
禁忌人群	13	8 產品保修服務指南	20
使用注意事項	14	保修及服務	20
使用場所的注意事項	15	保修卡	21
保養的注意事項	15		
2 產品功能	15	9 裝箱清單	21
3 部件名稱	16		
4 使用方法	16		
使用前的準備事項	16		
指示燈說明	16		
使用操作	17		
5 保養維護	18		
清潔方式	18		
6 故障診斷	19		

1 用戶必讀

產品使用前請仔細閱讀並妥善保管本說明書。

符號描述

為避免造成人身危害或財產損失，請務必遵守以下內容。

· 用以下圖示來分別說明希望遵守的內容。



表示禁止



表示需要根據指示去做

禁忌人群



以下人群應謹慎使用

在醫療機構治療中，或有下列狀況的人，使用之前請務必找醫生或者物理治療師諮詢。

- 隱形眼鏡佩戴者使用前，請取下隱形眼鏡後再使用
- 請將本產品遠離水源，火源及具有腐蝕性的環境
- 在特定環境下使用，請遵守相應法規
- 6~12歲兒童請在監護人指導看護下使用
- 敏感性皮膚、臉部過敏性皮炎、臉部部位植入美容整形材料，請在醫師指導下使用本產品
- 本產品為家用電子保健產品，並非醫療器械，不適用於診斷，治療和其他商業用途
- 請只用本公司配置充電設備進行充電，請注意安全用電
- 產品具有發熱表面，對熱不敏感的人使用時必須注意

⊘ 以下人群/情況禁止使用

醫生建議禁止運動或者伸展活動的人群

比如：血栓症，重度動脈瘤，急性靜脈瘤，各種皮膚炎，各種皮膚感染症，因為容易引起惡化，所以禁止使用。

- 曾施行過眼部手術和有心臟病患者禁止使用
- 有青光眼、白內障、視網膜脫落、紅眼病等眼疾症狀時請勿使用
- 孕婦及月經期婦女不建議使用
- 請勿駕駛時使用本產品
- 請勿在醉酒或身體不適時使用本產品
- 請勿使用到眼部以外的其他身體部位按摩
- 6歲以下兒童禁止使用

使用注意事項

- ❗ 配戴眼鏡、髮飾等物品者，使用前應摘下後方可使用。
- ❗ 如果長期沒有使用本產品，再次使用前，務必確認開關等是否正常。
- ❗ 使用產品時請閉目，使用完後取下產品時會出現視力模糊的情況，閉目1-3分鐘即可緩解。
- ❗ 使用出現異常，請立即斷電。
- ❗ 本產品不適用於診斷、治療用途。
- ❗ 產品不具備防水性能，使用時注意不要讓水進入到產品內部，也不要直接將產品浸泡於水中。
- ⊘ 不要故意加大力在產品上。
- ⊘ 不要使用非指定電壓供電，容易導致產品電路受損。
- ⊘ 不要摔掉產品，也不要強烈的敲打，容易導致產品損壞。

- ⊘ 絕對不要私自拆解產品，改造或者自己修理產品。
- ⊘ 不要用力拉扯產品，也不要用刀或者尖銳的物品去刺產品。
- ⊘ 不要在室溫35°C以上的場所或者直射陽光的地方使用。
- ⊘ 不要在浴室或者潮濕的場所使用。

使用場所的注意事項

- ⊘ 不要靠近火爐，或者於電暖被裡及電熱毯等暖房器具上使用，容易引起火災或故障。
- ⊘ 不要在產品上蓋上毛巾或者布等物體使用。
- ⊘ 不要在盛水的浴缸、淋浴、洗臉盆或其他高濕器皿附近使用本產品。

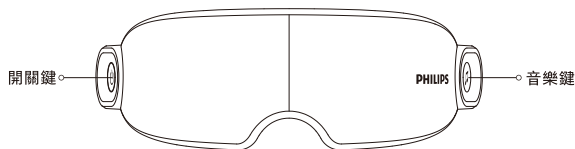
保養的注意事項

- ❗ 保養的時候，產品先關機。
- ❗ 長期不使用的時候，務必拔掉充電器。
- ⊘ 不要在產品上淋水。
- ⊘ 保養的時候，請不要使用揮發油，稀釋劑，強鹼性洗潔劑，漂白劑等清洗。
- ⊘ 如需清潔產品外表，請用酒精棉清潔，請勿直接用水清潔。

2 產品功能

本產品通過仿人手氣壓配合熱敷功能，可促進血液循環緩解眼部疲勞。設有多種按摩模式，適合不同人群用於眼部按摩。創新無線音樂播放功能，可以邊放鬆眼部，邊享受喜愛的音樂。

3 部件名稱



4 使用方法

使用前的準備事項



- (1) 請檢查機器及配件完整。
- (2) 使用時請去除眼周的掛件和裝飾物，以避免影響按摩部位。
- (3) 將鬆緊頭帶調整到適合自己頭型的尺寸。
- (4) 打開無線設備的藍牙功能，連接按摩器。

指示燈說明

開關鍵指示燈			
	顏色	狀態	描述
常規工作狀態	橙色	常亮	熱敷功能 - 開啟
	綠色	常亮	熱敷功能 - 關閉
充電狀態	紅色	呼吸燈	0%-20%
	綠色	呼吸燈	20%-99%
	綠色	常亮	已充滿
低電提醒	紅色	頻閃	電量不足

音樂鍵指示燈			
	顏色	狀態	描述
常規工作狀態	藍色	常亮	無線設備 - 已連接
	青色	常亮	無線設備 - 未連接
搜索新無線設備	藍色	頻繁閃爍	搜索新無線設備

使用操作

按鍵	按鍵功能	操作方式	對應功能
“  ”鍵	開 / 關機	長按2秒	開機或關機操作
	熱敷開 / 關	按兩下	按兩下電源鍵(0.5秒內按兩次)，可開啟/關閉熱敷功能。
	模式切換	短按	開機時默認進入「活力模式」。短按電源鍵可循環切換按摩模式，依次為「活力模式」、「護眼模式」、「暖眼模式」、「睡眠模式」。
“  ”鍵	搜尋新無線設備	長按2秒	長按兩秒音樂鍵，搜尋新無線設備，指示燈為藍色閃爍狀態。配對成功後，指示燈為藍色常亮。
	音樂開 / 關	按兩下	按兩下音樂鍵(0.5秒內按兩次)，可開啟/關閉音樂功能。
	下一曲	短按	短按播放下一首音樂。

5 保養維護

清潔方式

- (1) 產品外殼髒汙可用乾淨的抹布去除；
- (2) 眼罩髒汙可用乾淨的抹布沾上酒精去除；
- (3) 比較深的髒汙，用中性洗潔劑沾濕抹布，然後輕輕的擦除；
- (4) 不要讓水進入到產品內部；
- (5) 放置自然乾燥。

- ❗ 使用之後不要放在陽光直射的地方或者濕氣很大的地方。
- ❗ 如果長時間不使用，去除髒汙後，用布蓋好放置。
- ❗ 廢棄方法：為了保護環境，不要隨意廢棄，請根據各個部位的廢棄方法進行廢棄。
- ❗ 保養的時候，要關機產品狀態下進行。
- ❗ 在廢棄器具前，必須將電池從器具中取出；
- ❗ 在取出電池時，產品必須斷電；
- ❗ 電池應安全地處置。

電池拆卸步驟

- (1) 切斷外接電源，拆掉產品外殼
- (2) 拔掉主機板上電源
- (3) 拆卸電池
- (4) 廢棄電池請放置固定回收點
- (5) 請遵守當地環境保護法律法規與廢棄指南

6 故障診斷

本章列出了關於本產品最常見的問題。如果您無法在其中找到您所遇問題的答案，請聯繫服務熱線或您所在地區的授權服務中心。

基本故障	可能引起的原因	基本排除方法
無法開機	鋰電池電量不足	充電再使用確認
氣囊按壓強度弱	頭戴綁帶太鬆	根據個人調整頭戴綁帶長度，使按摩器舒適的佩戴在眼部。
無法連接無線設備	音樂鍵被誤按，功能被關閉。	長按開機鍵2秒關機，然後重啟按摩器音樂功能，即可恢復。
播放音樂聲音小	手機播放音量太小	調整手機播放音量

注意：

如果無法排除故障或產品仍無法理想操作，與售後服務人員聯繫，切勿自行拆卸或嘗試維修。

7 主要技術參數

產品名稱	飛利浦眼部按摩器	充電電流	500mA
產品型號	PPM2701	電池容量	1200mAh
操作電壓	3.7V =	產品尺寸	215×114×80mm
操作功率	4W	產品淨重	301g
充電電壓	5V =	生產日期	見產品合格證

8 產品保修服務指南

保修及服務

此產品是一件設計精良，用高品質元件製造之家用電器，在正常使用及保養下應能發揮其優越性能。在購買日期後起計兩年內，凡經本公司特約維修站人員確認為正常使用情況下，因製作工藝或原配件造成之損壞，您都將獲得免費保修服務。此免費服務不包括需時常更換的消耗品，運輸費及維修人員上門服務費，維修時請提供有效購買憑證。

以下情況將不能獲得免費服務

1. 使用不當引起的人為損壞，例如接入不適當配件、不適當之安裝、不依說明書使用、錯誤使用或疏忽而造成損壞等。
2. 因運輸及其他意外而造成之損壞。
3. 非經本公司認可之維修和改裝。
4. 其他因不可抗力（如自然在乎，電壓異常等）造成的損壞。
5. 一般家庭以外使用（如工業、商業用等）而造成的損壞。
6. 正常使用引起的產品老化，磨損等，但不影響產品使用。

該說明作為在規定期限及條件之內進行免費維修的宣貫，並不限製消費者的法定權力。

若您需諮詢相關資訊，或遇困難事項時，請聯絡本公司當地維修服務中心，或向服務熱線諮詢。

香港：

服務熱線：852-3188-4987

服務郵箱：Philips.Massage.hk@centuryfield.com

臺灣：

服務熱線：0800-661-600

服務郵箱：Philips.massager@xander.com.tw

保修卡

產品型號		用戶姓名	
銷售單位		聯繫電話	
購買日期		出廠編號	
技術服務站		用戶地址	
維修內容		時間	保修人員

9 裝箱清單

主機	1×	充電線	1×
說明書	1×	快速入門指南	1×
合格證	1×	收納袋	1×