



請在以下網站連接中了解詳情

www.philips.com

本手冊內容與實物可能存在差異，請以實物為準，如產品有任何更新恕不另行通知。

©2022 AquaShield

All rights reserved

The Philips trademark and the Philips Shield Emblem are registered trademarks of Koninklijke Philips N.V. used under license.

This product has been manufactured by and is sold under the responsibility of Hongkong AquaShield Health Technology Company Limited and Hongkong AquaShield Health Technology Company Limited is the warrantor in relation to this product.

水護盾是飛利浦淨飲水解決方案、熱水解決方案、衛浴解決方案、水杯及個人按摩器唯一品牌官方授權運營主體。

Rev A JUL 22



PHILIPS

頭部按摩器

迷你頭部按摩器

PPM1301



User Manual
使用說明書

Catalogue

1	Instructions for User	1
	Symbol Description	1
	Applicable Persons	1
	Use Precautions	3
	Notes for the Use Place	3
	Maintenance Precautions	4
2	Product Features	4
3	Parts Name	5
4	How to Use	6
	Precautions Before Use	6
5	Maintenance	7
	Cleaning Methods	7
6	Diagnosis	7

7	Main Specification	9
8	Service Guideline for Warranty	10
	Warranty and Service	10
	Warranty Card	11
9	Packing List	11

1 Instructions


Please read this manual carefully and keep it properly before using the product.

Symbol description


To avoid personal harm or property damage, be sure to follow the followings.

- Below icons marks what should be noted.

 Prohibit

 Must follow the instructions before use

Applicable Persons

 Product should be used with caution by following users:

User under medical treatment or has any of the symptoms, please be sure to consult with a doctor or physiotherapist before use.

- People with medical appliances implanted in pacemakers
- People with malignant tumors or heart disease
- Pregnant or maternity
- People with diabetes and nerve damage
- People with skin trauma

- People with a body temperature above 38 degrees
- People who are tingling in hands or feet
- People with breathing disorders problems
- People with visceral diseases (gastritis, hepatitis, gastroenteritis) and other acute symptoms
- People using recovery device for health
- People with abnormal physical paresthesia

 The following persons / conditions are prohibited

For example: thrombosis, severe aneurysm, acute venous aneurysm, various skin infections, because it is easy to cause deterioration, so prohibited to use.

Do not use on body parts that have been operated on;

Do not use when having skin injury, redness, inflammation, congestion and other uncomfortable symptoms;

Patients with a history of heart disease, acute disease, skin disease, malignant tumor and physical abnormalities are not allowed to use;

Patients with bleeding tendency, osteoporosis, soft tissue diseases, stroke are not allowed to use.

- People who cannot express their will or who cannot operate the machine
- This product is scheduled for working 15 minutes once, and please do not use exceed 15 minutes each time. After use, please let the machine rest for 30 minutes to ensure the extension of the machine life cycle.

· The following cases are not allowed to use

- During severe fatigue
- Before and within an hour after meals
- After got drunk

Use Precautions

- ❗ Remove the massage accessories or other items that may affect the massage before use;
- ❗ Do not let children play with the products as toys;
- ❗ Before use, please confirm that the product is in good condition, please stop using it when have inquiries.
- ⊘ Do not Step on the product, and do not use the product as a toy, in order to avoid accidents.
- ⊘ Do not break it into pieces, remodel, or repair your product yourself.

Notes for the Using Place

- ⊘ Do not use the product near the stove, heater and electric blanket and other heating appliances, it may cause a fire..
- ⊘ Do not cover the product with towels or cloth.

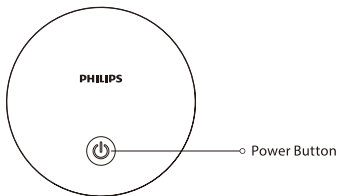
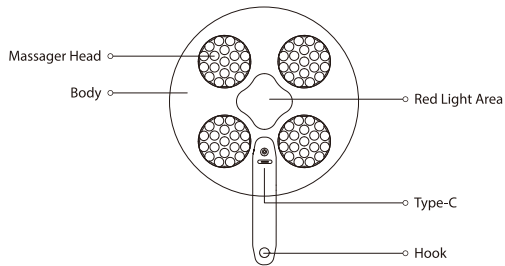
Maintenance Precautions

- ❗ Do not clean the machine during charging; ensure the product is off before cleaning to avoid danger.
- ❗ Wipe with soft cloth in daily maintenance or clean directly with water; do not use wire mesh, iron brush, sharp appliance, etc., volatile oil, thinner, alcohol, strong alkaline detergent, bleach and so on.
- ❗ Before using with water or cleaning with water, please use silicone hook to protect the charging port to prevent water or other liquid from entering. Before charging, Do not put the charging port near water and get wet, to avoid the risk of short circuit and electric shock.
- ❗ Products with simple earthquake prevention facilities, suitable for air railway, road and ship transportation. Rain, inversion and collision should be avoided during transportation.
- ❗ Please place this product away from children.
- ❗ When storing the appliance, cool it down first.
- ❗ Please check the product if any tearing or damage issue, and if so, Or if it has been misused, please return to the local distributor for checking

2 Product Features

This product adopts manual synchronous grasping movement, and uses 76 food grade silicone soft teeth, which can effectively knead and massage the scalp and promote the blood circulation of the scalp. When washing hair, it can be used with shampoo, which can deeply clean the scalp and thoroughly dredge the hair follicles.

3 Parts name



4 How to Use

Preparation items before use

Please remove the pendants and any accessories to avoid affecting the massage parts.

How to Use

1. Long press the power button for 1 second before the product starts working. The indicator light displays in cyan and the product enters the level 1 by default;
2. Short press the power button to switching the level from 1 to 3 in loop, the indicator light will flash corresponding times.
3. Red light function: start by default When the product power on.

Kindly reminder:

1. Power shortage reminder

When the remaining power is less than 10%, the button indicator and red light at bottom will flash to remind charging, and the product will automatically shut down after the battery power is exhausted.

2. Charging reminder

When charging, the indicator cyan light breath flashes away, and the charging time is about 3 hours. The product does not work when charging. When fully charged, the cyan indicator light is always on.

3. Automatic shutdown

The default time to automatically shut down is 15 minutes.

5 Maintenance

Cleaning Methods

- (1) Clean cloth can be used to wipe the dirty surface;
 - (2) For deep stains, wet the rag with detergent, and then gently wipe it off;
 - (3) Dry naturally.
- Do not place it under direct sunlight or in places with great moisture after use. If you do not use it for a long time, remove the dirt, and cover it with a cloth, and do not be contaminated with dust.
 - Waste method: In order to protect the environment, please do not waste at will, please waste according to the waste method of each part.
- !** Do not charge it during storage.

6 Diagnosis

This chapter lists the most common problems about this product. If you cannot find solutions to the problems you encountered in, contact the service hotline or the authorized service center in your area.

Problems encountered	Possible cause	Solutions
The product cannot power on	Low charging battery	Charge the product
	The product is charging	Use after charging
The product cannot be charged	The charging cable or the adapter is not well connected	Reconnect it
Stop Working suddenly	Low battery of the product	Please charge the product in time
	The product shut down regularly	Reboot
	The product is being blocked with something and turn off	Reboot under safe condition

After not having used for a long time, please do check the product is working properly before use.		
Regular product check	Is there any of the following problems	If those problems keep occurring, please stop to use it immediately. Please send it to the local service center for repairing.
	<ul style="list-style-type: none">· The charging cable or plug is overheat· The charging cable has scratch, and got burnt smell· There is an abnormal sound or vibrate· The product doesn't work properly after turn on· There are other anomalies or faults	

Pay attention to:

If the problem is still not solved, or the product is not working properly, Please contact the after-sales service personnel, do not repair it yourself.

7 Main Specification

Product Name	Philips Mini Head Massager
Product Model	PPM1301
Operating Voltage	3.7V ==
Operating Power	5W
Charging Voltage	5V ==
Charging Current	1A
Waterproof Grade	IPX7
Product Dimensions	90×90×60mm
Net Product Weight	0.18kg
Length of Charging Cable	50cm
Manufacture Date	See the product qualification certificate

8 Service Guideline for Warranty

Warranty and Service

The product is a household appliance with exquisite design and high-quality component. Within two years from the date of purchase, you will receive free warranty service for any damage caused by the manufacturing process or components under normal operation confirmed by our maintenance service.

The warranty service does not include consumable components, transportation fee and door-to-door service. Please show the proof of purchase to the service personnel during maintenance.

You cannot receive free warranty service under the following conditions:

1. Damage by improper operation, such as improper components connection, improper installation, deprived of manual use, mis-operation.
2. Negligence and damage because of transportation or other accident.
3. Maintenance and modification without approval.
4. Other damage caused by force majeure (such as natural disaster, abnormal voltage, etc.).
5. Damage caused by general use outside home (e.g. industrial and commercial use).
6. Aging, wearing and tearing caused by normal operation of the product without affecting normal operation of the product.

This statement serves as a publicity for free maintenance within the specified time limit and conditions, and does not limit the legal rights of consumers.

Please contact our local maintenance service center for any information or difficulties or you can consult through the hotline.

Hongkong

Hotline: 852-3188-4987

Service Email: Philips.Massage.hk@centuryfield.com

Taiwan

Hotline: 0800-661-600

Service Email: Philips.massager@xander.com.tw

Warranty Card

Product Model		Customer Name	
Seller		Contact Number	
Date of Purchase		Serial Number	
Service Center		Customer Address	
Maintenance Content		Date	Service Personnel

9 Packing List

Main Unit	1x	Spare Massage Head	4x
Portable Bag	1x	USB Cable	1x
User Manual	1x	Certificate	1x

目錄

1 使用者必讀	12	7 主要技術參數	19
符號描述	12		
禁忌人士	12	8 產品保修服務指南	20
使用注意事項	14	保修及服務	20
使用場所注意事項	14	保修卡	21
保養注意事項	14		
		9 裝箱清單	21
2 產品功能	15		
3 配件名稱	15		
4 使用方法	16		
使用前的準備事項	16		
使用操作	16		
5 保養維修	17		
清潔方式	17		
6 故障診斷	18		

1 使用者必讀

產品使用前請仔細閱讀並妥善保管本說明書。

符號描述

為避免造成人身危害或財產損失，請務必遵守以下內容。

· 用以下圖示來分別說明需要遵守的內容。



表示禁止



表示需要根據指示去做

禁忌人士

 以下人士應謹慎使用

在醫療治療中的或者下列一些狀況的人，使用前需諮詢醫生或者專業治療師意見。

- 體內有植入起搏器相關醫療產品的人士
- 惡性腫瘤人士及心臟病人士
- 孕婦及產婦
- 糖尿病引起的高度神經末梢有障礙的人士
- 皮膚受過創傷的人士
- 體溫38度以上的人士
- 手腳容易麻木的人士
- 對呼吸器有障礙的人士

- 內臟疾病(胃炎, 肝炎, 腸胃炎)等急性症狀的人士
- 復原器使用的人士
- 身體感覺異常的人士

以下人士/情況禁止使用

醫生建議禁止運動或者伸展活動的人群

比如：血栓症，嚴重的動脈瘤，急性靜脈瘤，各種皮膚炎，各種皮膚感染症，因為容易引起惡化，所以禁止使用。

曾做過手術的部位請勿使用；






有皮膚損傷、紅腫炎症、淤血等不適症狀者請勿使用；

有心臟病歷者、急性病患者、皮膚病患者、惡性腫瘤患者、身體異常者請勿使用；



有出血傾向等血液病患者、骨質疏鬆、軟組織疾病患者、中風患者請勿使用。

- 無法表達自己意志的人士或者自己無法操作儀器的人士
- 本產品每次使用時間為15分鐘，每次使用請不要超過15分鐘，使用後請讓儀器休息30分鐘以確保機器壽命的延長
- 下列的情況不建議使用
 - 劇烈疲勞的時候
 - 飯前、飯後一小時之內
 - 醉酒








使用注意事項

-  使用前請除去按摩部位上的飾品或其他可能影響按摩的物品；
-  切勿讓兒童把產品當成玩具接觸；
-  在使用前，請務必確認產品是否完好，若發現破損，無論大小，請立即停止使用。
-  不要站在產品上面，也不要將產品作為玩具，避免發生意外。
-  不要私自拆解，改造或者自己修理產品。

使用場所的注意事項

-  不要靠近火爐，或者電暖被裏面以及電熱毯等暖房器具上使用，容易引起火災或故障。
-  不要在產品上蓋上毛巾或者布等物體使用。

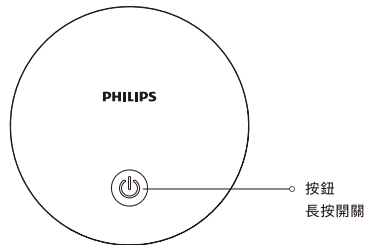
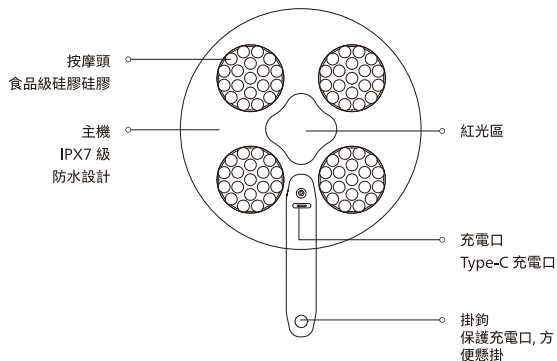
保養的注意事項

-  請勿在充電過程中清潔儀器；清洗前，請確保產品關閉，避免造成危險。
-  日常保養時請用軟布搽抹或直接用水清洗；不可使用鋼絲網、鐵刷、尖銳器具等，不可使用揮發油，稀釋劑，酒精，強鹼性洗潔劑，漂白劑等清洗。
-  濕水使用或用水清潔前請用矽膠掛鉤保護好充電口，防止水或其他液體進入，充電前需確保充電口乾燥無異物，避免短路及觸電風險。
-  產品設有簡易的防震設施，適合航空鐵路、公路及輪船運輸。運輸過程中應避免接觸雨水及雪、倒置和碰撞。
-  請將本產品放在兒童接觸不到的地方。
-  存放產品時，先讓產品冷卻下來。
-  經常檢查器具上是否有磨損或損壞的跡象，如果有這種跡象，或如果此器具已經被誤用。

2 產品功能

本產品通過專利設計的仿人手同步抓合機芯，利用76個食品級矽膠軟齒，可有效揉捏按摩頭皮，促進頭皮血液循環，洗頭時可配合洗髮乳使用，邊洗邊按，深度清潔頭皮，透徹疏通毛囊。

3 配件名稱



4 使用方法

使用前的準備事項

使用時請除去掛件和裝飾物，以避免影響按摩部位。

使用操作

1. 長按電源按鈕1秒，產品開始操作，指示燈顯示青色，產品設定進入一段；產品在操作狀態下，長按電源按鈕1秒產品停止操作。
2. 短按電源按鈕，青色指示燈閃爍切換模式提示，依次按照一段/二段/三段循環切換。
3. 紅光功能：在操作狀態下，啟動。

溫馨提示：

1. 缺電提醒

剩餘電量低於10%時，按鍵青色指示燈與底部紅色燈持續閃爍提醒充電，待電池電量耗盡後自動關機。

2. 充電提醒

充電時，青色指示燈呼吸閃爍，充電時間約3小時，產品不能使用。充滿電時，青色指示燈常亮。

3. 自動關機

開機後設定15分鐘為1個循環，自動關機。

5 保養維護

清潔方式

- (1) 表面不潔可用乾淨的抹布擦抹；
- (2) 比較深的污漬，用洗潔劑沾濕抹布，然後輕輕的擦除；
- (3) 放置自然乾燥。

· 使用之後不要放在陽光直射的地方或者避免放在潮濕的地方。如果長時間不使用的話，清潔後，用布蓋好放置，不要沾染灰塵。

· 廢棄方法：為了保護環境，請不要隨意廢棄，請根據各個地區的廢棄方法進行廢棄。

! 請務必不要在充電時保養。

6 故障診斷

本章列出了關於本產品最常見的問題。如果您無法在其中找到您所遇問題的答
案，請聯繫服務熱線或您所在地區的授權服務中心。

遇到的問題	可能原因	處理方法
主機無法開機	內部充電電池電量不足	對主機進行充電
	主機正在充電	充電後使用
主機不能充電	充電線或適配器未連接好	重新連接
在工作中突然停止	產品電量過低	請及時給產品充電
	產品定時關閉	重新開機使用
	產品堵轉保護關機	排除風險後重新開機

長時間未使用後，務必先確認功能正常，才能再次使用。		
定期 檢查	有無以下故障	若出現上述故障，為了防止引發事故，請立刻停止使用，並切斷電源。請連絡您所在地區的維修中心。
	<ul style="list-style-type: none">· 充電線或者插頭髮熱· 充電線有嚴重的傷痕或者變形、有焦味· 工作中有異常的聲音或者震動· 開啟開關後，不正常操作· 有其他異常或者故障	

注意：

如果無法排除故障或產品仍無法理想操作，請連絡您所在地區的維修中心，切勿自行拆卸或嘗試維修。

7 主要技術參數

產品名稱	飛利浦迷你頭部按摩器
產品型號	PPM1301
操作電壓	3.7V ==
操作功率	5W
充電電壓	5V ==
充電電流	1A
防水等級	IPX7
產品尺寸	90×90×60mm
產品淨重	約0.18kg
充電線長度	約50cm
生產日期	見產品合格證

8 產品保修服務指南

保修及服務

此產品是一件設計精良，用高品質元件製造之家用電器，在正常使用及保養下應能發揮其優越性能。在購買日期後起計兩年內，凡經本公司特約維修站人員確認為正常使用情況下，因製作工藝或原配件造成之損壞，您都將獲得免費保修服務。此免費服務不包括需時常更換的消耗品，運輸費及維修人員上門服務費，維修時請提供有效購買憑證。

以下情況將不能獲得免費服務

1. 使用不當引起的人為損壞，例如接入不適當配件、不適當之安裝、不依說明書使用、錯誤使用或疏忽而造成損壞等。
2. 因運輸及其他意外而造成之損壞。
3. 非經本公司認可之維修和改裝。
4. 其他因不可抗力（如自然在乎，電壓異常等）造成的損壞。
5. 一般家庭以外使用（如工業、商業用等）而造成的損壞。
6. 正常使用引起的產品老化，磨損等，但不影響產品使用。

該說明作為在規定期限及條件之內進行免費維修的宣貫，並不限製消費者的法定權力。

若您需諮詢相關資訊，或遇困難事項時，請聯絡本公司當地維修服務中心，或向服務熱線諮詢。

香港：

服務熱線：852-3188-4987

服務郵箱：Philips.Massage.hk@centuryfield.com

臺灣：

服務熱線：0800-661-600

服務郵箱：Philips.massager@xander.com.tw

保修卡

產品型號		用戶姓名	
銷售單位		聯繫電話	
購買日期		出廠編號	
技術服務站		用戶地址	
維修內容		時間	保修人員

9 裝箱清單

主機	1×	備用按摩頭	4×
便攜布袋	1×	充電線	1×
說明書	1×	合格證	1×