



Visit us

www.philips.com

There may be certain differences between the content of this manual and your product. Please refer to the actual product. We reserve the right to update the product at any time without prior notice.

©2022 AquaShield

All rights reserved

The Philips trademark and the Philips Shield Emblem are registered trademarks of Koninklijke Philips N.V. used under license.

Rev A JUL 22



PHILIPS

Back and Waist
Massager

Back Massager

PPM4301



User Manual

Contents

1 Instructions for User

Symbol Description

People restricted or prohibited from use

Precautions for Use

Precautions for Operation Place

Precautions for Maintenance

2 Product Features

3 Parts Name

4 How to Use

Preparations for Use

Operation

Applicable Parts

5 Maintenance

Cleaning Method

6 Diagnosis

7 Main Specification

8 Service Guideline for Warranty

Service and Support

Warranty

Warranty Card

9 Packing List

1 Instructions for User

Please read this manual carefully before using the product and keep this manual properly.

Symbol Description

To avoid personal injury or property damage, be sure to observe the following.

- The following symbols respectively illustrate the items that you must observe.



Indicate prohibition



Indicate that you should do as instructed

People restricted or prohibited from use



The following groups shall use the product with caution

People under treatment at a medical institution or in the following conditions, should consult with a doctor or physiotherapist before using the product.

- People with implanted pacemakers or related medical electrical devices
- people with malignant tumor or heart disease
- Pregnant women or puerpera
- People suffering from a highly nerve ending disorder caused by diabetes
- People with skin trauma

- People with body temperature above 38°C
 - People with back pain or who used to have pain in the head, waist, or feet
 - People who are prone to numbness of hands and feet
 - People who have difficulty with respirators
 - People with hypertension
 - People with acute symptoms of visceral diseases (gastritis, hepatitis, gastroenteritis, etc.)
 - People with lumbar disc herniation, spondylitis
 - People with osteoarthritis, arthritis, gout
 - People with fractured spine or swollen bones
 - People who have lost skin temperature sensation
 - People with hypothermic burns
 - People with abnormal back bones
 - People with vascular disorders
 - people who use restorers
 - People with abnormal body sensation
-



The following groups are prohibited from using the product

People who have been advised by their doctor to abstain from exercise or stretching
Such as: thrombosis, severe aneurysm, acute venous aneurysm, various dermatitis, various skin infections. It is prohibited to use because it is easy to cause deterioration.

- People who cannot express their will or who cannot operate machines independently

- Children aged 14 and younger are prohibited from using this product or approaching to the product in operation
 - This product is set to operate for a fixed time of 15 minutes, and it should not be used continuously.
 - Use is prohibited under the following circumstances:
 - When you are severely tired
 - Within an hour before and after meals
 - When you are drunk
 - People with impaired skin perception or people who are insensitive to heat
-

Precautions for Use

- ❗ Make sure the product is powered with a 220V~ AC. Never use other power adapters except for the original ones.
- ❗ Before use, check whether the product is intact. If any damage regardless of its extent is found, stop using the product immediately.
- ❗ Please remove the dust from the charger regularly. The accumulated dust on the plug is likely to induce moisture and cause poor insulation, eventually leading to fire.
- ❗ Before use, check if the switch and timer can work normally.
- ❗ If the product cannot work or you feel any abnormality, please stop using it immediately and unplug the power cord.
- ❗ In the event of a power outage, unplug the power cord.

- ❗ Be sure to unplug the power cord when the product is not used.
 - ❗ If the power cord is damaged, it must be replaced by a professional from the manufacturer, its repair department or similar department to avoid danger. Do not apply load to the power cord or cause damage to the power cord.
 - ⊘ Do not stand on the product or use the product as a toy to avoid accidents. Never disassemble, modify or repair the product or open the zipper by yourself.
 - ⊘ Do not use this product when your body is wet, or it is easy to get an electric shock.
 - ⊘ Do not wear too much to use the product, and do not let the surface of the product directly contact your skin during use.
 - ⊘ Do not use the product with its cover removed. This is likely to cause accidents.
 - ⊘ Do not pull the product with force, or stab the product with a knife or sharp object.
 - ⊘
 - ⊘
-

Precautions for Operation Place

- ⊘ Do not use the product near a stove, in electric heating quilts or on electric blankets and other heating appliances, otherwise a fire or disaster may occur.
- ⊘ Do not cover the product with a towel, cloth or other objects.
- ⊘ Do not use this product near water-filled bathtubs, showers, washbasins, or other high-humidity vessels.

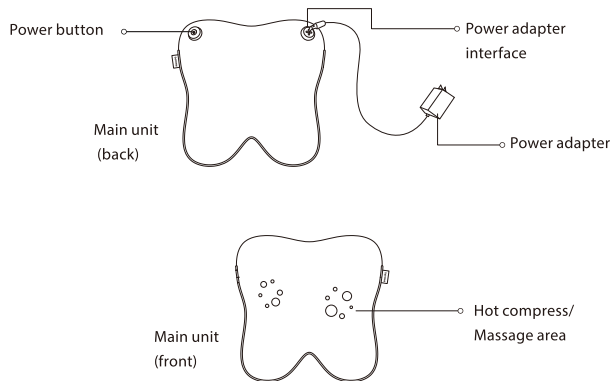
Precautions for Maintenance

- ❗ During maintenance, be sure to disconnect the power supply.
- ❗ When the product is not in use for a long time, be sure to unplug the power cord.
- ⊘ Do not drop the product or remote control and charger, or hit them with strong force.
- ⊘ Do not put too much weight on the product.
- ⊘ This product cannot be used for two persons simultaneously.
- ⊘ Do not spray water on the product.
- ⊘ Do not use the product in direct sunlight or at places where the room temperature is above 35°C.
- ⊘ Do not use the product in bathrooms or places with high humidity.
If the product has not been used for a long time, you have to check in advance whether the switch is normal prior to re-use.
- ❗ During maintenance, do not clean the product with volatile oil, diluent, alcohol, strong alkaline detergent, bleach and other cleaning agents.
- ❗ Simple blackening prevention facilities are provided for the product so that it can be transported by air, rail, road and ship. Avoid rain and snow, inversions and collisions during transport.
- ❗ Keep this product out of the reach of children.
- ❗ When storing, make sure the product cools down.
- ❗ Frequently check the product for signs of wear or damage. If there are such signs or the product has been misused, you must return the product to the supplier before reuse.

2 Product Features

This product can be used in two postures: sitting and standing. It can promote blood circulation and relieve muscle soreness and discomfort by tapping with artificial hands. There are multiple massage modes and tapping intensities available to meet the massage demands of different groups of people.

3 Parts Name

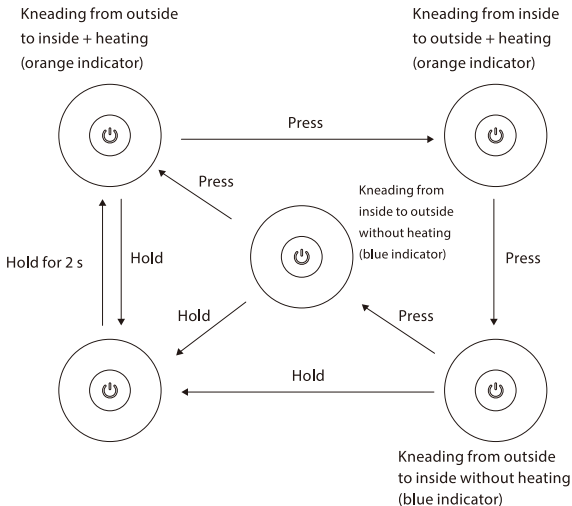


4 How to Use

Preparations for Use

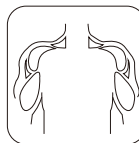
- ❗ Check whether the cover is damaged.
- ❗ Check that the product and accessories are complete. Always remove the pendant and decorations before use to avoid affecting the massage part.

Operation



1. Insert the power plug into a 220-240V~ power socket and the product will enter standby state.
2. Hold the power button for 2 seconds to start up. The device runs in mode 1 (kneading from outside to inside + heating) by default, and the ring indicator light is illuminated in orange at this time.
3. Press the power button to switch to mode 2 (kneading from inside to outside + heating), press again to switch to mode 3 (kneading from outside to inside without heating), and continue pressing to switch to mode 4 (kneading from inside to outside without heating). Short press the button to cycle through 4 modes in turn.
4. This product is set to shut off within 15 minutes by default. To suspend massaging, you can hold the power button for 2 seconds.
5. If the heating is enabled, the ring indicator light will be illuminated in orange, otherwise the indicator light will be illuminated in blue.

Applicable Parts



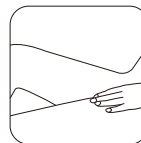
Shoulder and neck massage



Waist and back massage



Calf massage



Thigh massage

5 Maintenance

Cleaning Method

- The product cover cannot be removed.
 - (1)Remove the dust from the cloth cover of the product with a vacuum cleaner rather than by patting;
 - (2)Wipe off the dirt from the surface with a clean rag;
 - (3)Where the dirt accumulates in relatively deep places, dampen the cloth with neutral detergent, and then wipe gently;
 - (4)Prevent water from entering the product;
 - (5)Place the product and dry it naturally.
- Do not put the product in direct sunlight or at places with high humidity after use. If the product is left to be unused for a long time, remember to cover it with a cloth after removing dirt, so as to avoid dust.
- Disposal: Do not discard the product at random. Please scrap it according to the disposal method for each part to protect the environment.

! Be sure to unplug the power cord without using wet hands during maintenance.

6 Diagnosis

This chapter lists the most common problems to the product. If the problems you encounter are not included in the following tables, please call our service hotline or contact the authorized service center at the region where you are located.

Fault Symptom	Cause	Solution
"Pinging" and "clapping" sound generated in operation	The sound made by the product during normal operation or the friction sound between the massage nodes and the cloth cover	No treatment is required
Start-up failure	Product overheating protection	Turn off the product for 30 min before re-use
	The plug is not inserted	Please plug
Sudden stop in the halfway of use	The product stops automatically for protection due to core over-temperature	Turn off the power and reconfirm 30 min later
	Automatic shut off time is up	Restart the device

If the product has been left unused for a long time, be sure to confirm that its function is normal before using it again.

Check for the following faults		
Regular check	<ul style="list-style-type: none">· Whether the power cord or plug is hot· Whether the power cord is deeply scratched or deformed, and has a burnt smell· Whether there is abnormal sound or vibration during working· Whether the product can work properly after the switch is turned on· Whether there are other abnormalities or faults	In the event of the aforementioned faults, stop using the product immediately and cut off the power supply to avoid accidents. Please send the defective product to Philips's service center.

Note:

If the fault cannot be eliminated or the product still cannot be operated ideally, please contact the after-sales service personnel, and do not disassemble or repair by yourself.

7 Main Specification

Product Name	Philips Back Massager
Product Model	PPM4301
Adapter	EA024-1200-2000PA
	Input 100-240V, 50/60Hz, 0.8A
	Output 12V \approx 2A
Rated Voltage	12V \approx
Rated Power	24W
Net Weight	Approx. 1.3 kg
Power Cord Length	Approx. 1.8 m
Dimension	290mm x 290mm x 110mm

8 Service Guideline for Warranty

Service and Support

If you require assistance with the operation of the product, its features or specifications. Please call Mann & Noble on +61 (0) 2 8801 7666 in Australia or +64 (0) 800 112 660 in New Zealand or email Philips.Massager.ANZ@mann-noble.com or visit www.philips.com/support.

Warranty

Please refer to the separate warranty leaflet provided with this product.

Warranty Card

Product model		User name	
Sales company		Phone number	
Purchase date		Serial number	
Special technical service station		User address	
Service content	Date	Service personnel	

9 Packing List

Main unit	1×	User manual	1×
Power adapter	1×		