



Visit us

[www.philips.com](http://www.philips.com)

There may be certain differences between the content of this manual and your product. Please refer to the actual product. We reserve the right to update the product at any time without prior notice.

©2022 AquaShield

All rights reserved

The Philips trademark and the Philips Shield Emblem are registered trademarks of Koninklijke Philips N.V. used under license.

Rev A JUL 22



**PHILIPS**

Back and Waist  
Massager

Back Massager

PPM4501



User Manual

# Contents

---

## 1 Instructions for User

Symbol Description

People restricted or prohibited from use

Precautions for Use

Precautions for Operation Place

Precautions for Maintenance

---

## 2 Product Features

---

## 3 Parts Name

---

## 4 How to Use

Preparations for Use

Operation

---

## 5 Maintenance

Cleaning Method

---

## 6 Diagnosis

---

---

## 7 Main Specification

---

## 8 Service Guideline for Warranty

Service and Support

Warranty

Warranty Card

---

## 9 Packing List

---

# 1 Instructions for User

---

Please read this manual carefully before using the product and keep this manual properly.

## Symbol Description

To avoid personal injury or property damage, be sure to observe the following.

- The following symbols respectively illustrate the items that you must observe.



Indicate prohibition



Indicate that you should do as instructed

## People restricted or prohibited from use



The following groups shall use the product with caution

People under treatment at a medical institution or in the following conditions, should consult with a doctor or physiotherapist before using the product.

- People with implanted pacemakers or related medical electrical devices
- people with malignant tumor or heart disease
- Pregnant women or puerpera
- People suffering from a highly nerve ending disorder caused by diabetes
- People with skin trauma

- People with body temperature above 38°C
- People with back pain or who used to have pain in the head, waist, or feet
- People who are prone to numbness of hands and feet
- People who have difficulty with respirators
- People with hypertension
- People with acute symptoms of visceral diseases (gastritis, hepatitis, gastroenteritis, etc.)
- People with lumbar disc herniation, spondylitis
- People with osteoarthritis, arthritis, gout
- People with fractured spine or swollen bones
- People who have lost skin temperature sensation
- People with hypothermic burns
- People with abnormal back bones
- People with vascular disorders
- people who use restorers
- People with abnormal body sensation



The following groups are prohibited from using the product

People who have been advised by their doctor to abstain from exercise or stretching  
Such as: thrombosis, severe aneurysm, acute venous aneurysm, various dermatitis, various skin infections. It is prohibited to use because it is easy to cause deterioration.

- People who cannot express their will or who cannot operate machines independently

- Children aged 14 and younger are prohibited from using this product or approaching to the product in operation
- This product is set to operate for a fixed time of 15 minutes, and it should not be used continuously.
- Use is prohibited under the following circumstances:
  - When you are severely tired
  - Within an hour before and after meals
  - When you are drunk
- This product is not applicable to persons (including children) with reduced physical, sensory or mental abilities and suffering from a lack of experience and knowledge, unless their safety is ensured under the supervision or instruction of the responsible person when using the product.
- Do not use this product on swollen, bruised or inflamed skin.

---

## Precautions for Use

- ❗ Make sure the product is powered with a 220V AC. Never use other power adapters except for the original ones.
- ❗ Before use, check whether the product is intact. If any damage regardless of its extent is found, stop using the product immediately.
- ❗ Please remove the dust from the power adapter regularly. The accumulated dust on the power adapter is likely to induce moisture and cause poor insulation, eventually leading to fire.
- ❗ Before use, confirm the control buttons and check if the massage head can be used normally.
- ❗ If the product cannot work or you feel any abnormality, please stop using it immediately and unplug the power cord.

- ❗ In the event of a power outage, unplug the power cord.
- ❗ Be sure to unplug the power cord when the product is not used.
- ❗ Do not use the product with great force or stand on the massager; the load applied to the backrest should be  $\leq 60$  kg; otherwise the product may be easily damaged or an accident may occur.
- ❗ The surface of the product will become hot. Thus, people who are not sensitive to heat should use with caution.
- ❗ The product must be used under a relatively safe, ultra-low voltage that is marked on the product to ensure safety.
- ❗ This product can only be used with the power adapter that comes with the product.
- ❗ This product can only be used for intended purpose as described in this manual. Do not apply load to the power cord or cause damage to the power cord.
- ⊘ Do not stand on the product or use the product as a toy to avoid accidents.
- ⊘ Never disassemble, modify or repair the product or open the zipper by yourself.
- ⊘ Do not use this product when your body is wet, or it is easy to get an electric shock. Do not wear too much to use the product, and do not let the surface of the product directly contact your skin during use.
- ⊘ Do not remove the leather cover, otherwise the exposed core of the product may cause accidents.
- ⊘ Do not pull the product with force, or stab the product with a knife or sharp object.
- ⊘ Do not use the product with great force or stand on the massager to avoid damage.
- ⊘
- ⊘

## Precautions for Operation Place

- ⊘ Do not use the product near a stove, in electric heating quilts or on electric blankets and other heating appliances, otherwise a fire or disaster may occur.
- Do not cover the product with a towel, cloth or other objects.
- ⊘ Do not use this product near water-filled bathtubs, showers, washbasins, or
- ⊘ other high-humidity vessels.

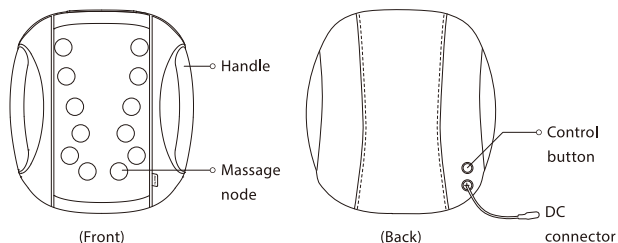
## Precautions for Maintenance

- ❗ During maintenance, be sure to unplug the power cord.
- ❗ When the product is not in use for a long time, be sure to unplug the power cord.
- ❗ If the product has not been used for a long time, you have to check in advance whether the control buttons are normal prior to re-use.
- ⊘ Do not drop or knock the product and the power adapter with great force.
- Do not stress the product with heavy objects.
- ⊘ This product cannot be used for two persons simultaneously.
- ⊘ Do not spray water on the product.
- ⊘ Do not use the product in direct sunlight or at places where the room temperature is above 35°C.
- Do not use the product in bathrooms or places with high humidity.
- ⊘ During maintenance, do not clean the product with volatile oil, diluent, alcohol, strong alkaline detergent, bleach and other cleaning agents.

## 2 Product Features

This product is intended to use on the back. It offers kneading massage with twelve 3D massage nodes, which move back and forth and from top to bottom. You can choose to make the massage nodes move inward or outward according to your needs. With the hot compress function, you can feel a complete relief from muscle tightness and enjoy a comfortable massage experience.

## 3 Parts Name



## 4 How to Use

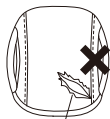
### Preparations for Use

#### • Settings

Place the massager on a flat seat or sofa.

#### • Check whether the cover is damaged

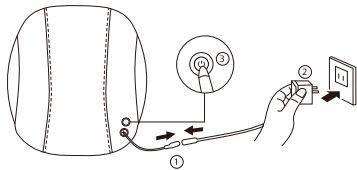
Always check whether the product cover is damaged before use. If the cover is damaged, it will cause electric shock and injury.



#### • Connect the power cord to the product and insert the cord into a socket.

After connecting the product and the power cord properly, insert the power cord into the socket.

Install and use the product in the order of ② ~ ③ shown in the figure below, and put it away in the order of ③ ~ ① after use. ③ ①



This product must be used with an adapter that has been certified by Philips.

• People lacking exercise must ensure their body can get used to the product before using it.

1. Let the product massage gently at the beginning of use.

2. If there is any abnormality in your body during use, stop using the product. It is recommended to use this product for no more than 30 minutes each time.

3. The product is set to automatically shut off after each 15-minute massage. Please let the device rest for 30 minutes before press the button to restart it.



Back



Calf




Palm







Thigh

### Operation

☑ Connect the power adapter to the DC connector of the product and insert the adapter to the power socket to make the product enter standby mode.

1. Hold  for 2 seconds to turn on the device. It is defaulted to knead from outside and heat at the start-up. At this moment, the button indicator is illuminated in orange while the massage nodes in yellow.

2. When the product is turned on, press  the first time, then the massage nodes will knead from inside to outside, and the product begins to heat simultaneously. At this moment, the button indicator is illuminated in orange while the massage nodes in yellow.

3. Press  for the second time, then the massage nodes will knead from outside to inside without heating. At this moment, the button indicator and massage nodes are illuminated in blue.
4. Press  for the third time, then the massage nodes will knead from inside to outside without heating. At this moment, the button indicator and massage nodes are illuminated in blue.
5. Press  continuously, then the product will work in cycles as mentioned above.
6. During the period, hold the button for 2 seconds, then the device will shut down.

When the product is not in use, be sure to turn off the power and remove the plug from the socket.



## 5 Maintenance

---

- Measures against moisture and pollution should be taken;
- After use, put the product in a dry, safe place. Do not put heavy objects on the product to prevent damage;
- In case of failure, please contact technicians for maintenance in time. Do not disassemble the product at will;
- Please store the product in a well ventilated place to avoid strong sunlight exposure and corrosive gas and liquid erosion;
- Pay attention to the cleaning and protection of the inner side of the product to avoid damage and pollution;
- Simple blackening prevention facilities are provided for the product so that it can be transported by air, rail, road and ship. Avoid rain and snow, inversions and collisions during transport;

- Keep this product out of the reach of children;
- When the product is not in use, store it as follows: let the product cool down, disconnect the power cord from the power supply and the product, and store them separately;
- When storing, make sure the product cools down;
- Frequently check the product for signs of wear or damage. If there are such signs or the product has been misused, you must return the product to the supplier before reuse.

## Cleaning Method

- The product cover cannot be removed.
  - (1)Remove the dust from the cloth cover of the product with a vacuum cleaner rather than by patting;
  - (2)Wipe off the dirt from the surface with a clean rag;
  - (3)Where the dirt accumulates in relatively deep places, dampen the cloth with neutral detergent, and then wipe gently;
  - (4)Prevent water from entering the product;
  - (5)Place the product and dry it naturally.
- Do not put the product in direct sunlight or at places with high humidity after use. If the product is left to be unused for a long time, remember to cover it with a cloth after removing dirt, so as to avoid dust.
- Disposal: Do not discard the product at random. Please scrap it according to the disposal method for each part to protect the environment.



Be sure to unplug the power cord without using wet hands during maintenance.

## 6 Diagnosis

This chapter lists the most common problems to the product. If the problems you encounter are not included in the following tables, please call our service hotline or contact the authorized service center at the region where you are located.

Fault Symptom	Possible cause	Solution
Abnormal sound during operation	It may be the sound of the massage node kneading	This is the inevitable influence of structure
1. Indicator not illuminated 2. Failure to work 3. Suspension during use	1.The power supply is not plugged properly. 2.The product and power supply are not connected properly. 3.Timing out.	1.Connect the power supply properly 2.Reconnect the power supply 3.Reconfirm 30 min later
Heating failure	1.The heating mode is not turned on 2.Timing out	Turn on heating mode

If the product has been left unused for a long time, be sure to confirm that its function is normal before using it again.

Regular check	Check for the following faults	In the event of the aforementioned faults, stop using the product immediately and cut off the power supply to avoid accidents. Please send the defective product to Philips's service center.
	<ul style="list-style-type: none"><li>Whether the power cord or plug is hot</li><li>Whether the power cord is deeply scratched or deformed, and has a burnt smell</li><li>Whether there is abnormal sound or vibration during working</li><li>Whether the product can work properly after the switch is turned on</li><li>Whether there are other abnormalities or faults</li></ul>	

Note:

If the fault cannot be eliminated or the product still cannot be operated ideally, please contact the after-sales service personnel, and do not disassemble or repair by yourself.

## 7 Main Specification

Product Name	Philips Back Massager
Product Model	PPM4501
Power Adapter	Model: IVP1200-2000S
	Input: max: 100-240V, 50/60Hz, 0.8A
	Output: 12V ==2A
Rated Voltage	12V ==
Rated Power	24W
Net Weight	Approx. 3 kg
Power Cord Length	Approx. 1.8 m
Leaning Load	≤60kg



## 8 Service Guideline for Warranty

---

### Service and Support

If you require assistance with the operation of the product, its features or specifications. Please call Mann & Noble on +61 (0) 2 8801 7666 in Australia or +64 (0) 800 112 660 in New Zealand or email [Philips.Massager.ANZ@mann-noble.com](mailto:Philips.Massager.ANZ@mann-noble.com) or visit [www.philips.com/support](http://www.philips.com/support).

### Warranty

Please refer to the separate warranty leaflet provided with this product.

### Warranty Card

Product model		User name	
Sales company		Phone number	
Purchase date		Serial number	
Special technical service station		User address	
Service content	Date	Service personnel	

## 9 Packing List

Back Massager	1×	User Manual	1×
Power Adapter	1×		