

# PHILIPS

## *NORELCO*

electric razor

PowerTouch

PT715

## A real close shave

The new Philips PowerTouch system adds power to your morning. Now with more minutes, full washability and proven Super Lift&Cut shaving performance, PowerTouch ensures that you are always ready to quickly finish your morning routine.

### **A comfortable and close end result**

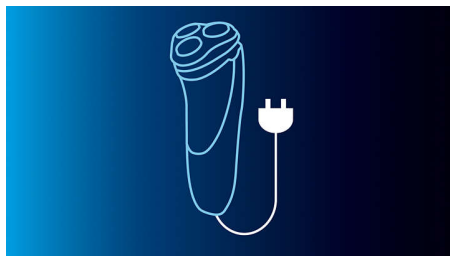
- Dynamic contour response adjusts to face and neck curves
- Super Lift & Cut system for a comfortably close shave

### **The fastest way through your morning routine**

- Corded operation for constant power
- Washable razor with QuickRinse system

# Highlights

## Efficient Power System




Corded operation for a reliable shave that you can always count on

## Super Lift&Cut Action




The dual blade system built into our electric razor lifts hairs to cut comfortably below skin level for a closer shave

## Dynamic contour response



The shaver automatically adjusts to every curve of your face and neck for a smoother shave

## Fully washable razor



Fully washable razor with QuickRinse system rinses clean in less time

# Specifications

## Shaving Performance

**Shaving system:** Super Lift&Cut

**Contour following:** Dynamic contour response

## Ease of use

**Cleaning:** Fully washable razor, Quick rinse hair chamber

**Shaving time:** Corded operation

## Accessories

**Maintenance:** Cleaning brush, Protective cap

## Design

**Color:** Noble blue

**Handle:** Easy grip

**Finishing:** Hi gloss plastic front shell

## Power

**Automatic voltage:** 100-240 V

**Stand-by power:** < 0.2 W

**Max power consumption:** 5.4 W

## Service

**2-year guarantee**

**Replacement head:** HQ8 has been replaced by SH50, Replace every yr with HQ8

