

PHILIPS

NORELCO

electric razor

PowerTouch

PT715

A really close shave

The new Philips PowerTouch system adds power to your morning. Now with more minutes, full washability and proven Super Lift&Cut shaving performance, PowerTouch ensures that you are always ready to quickly finish your morning routine.

A comfortable and close end result

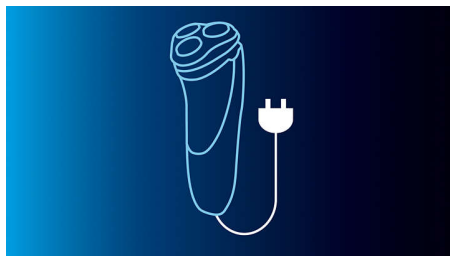
- Dynamic contour response adjusts to curves in the face and neck
- Super Lift & Cut system for a comfortably close shave

The fastest way through your morning routine

- Corded operation for constant power
- Washable razor with QuickRinse system

Highlights

Efficient Power System




Corded operation for a reliable shave that you can always count on

Super Lift&Cut Action




The dual blade system built into our electric razor lifts hairs to cut comfortably below skin level for a closer shave

Dynamic contour response



The shaver automatically adjusts to every curve of your face and neck for a smoother shave

Fully washable razor



Fully washable razor with QuickRinse system rinses clean in less time

Specifications

Shaving Performance

Contour following: Dynamic contour response

Shaving system: Super Lift and Cut

Accessories

Maintenance: Cleaning brush, Protective cap

Ease of use

Cleaning: Fully washable razor, Quick rinse hair chamber

Shaving time: Corded operation

Design

Colour: Noble blue

Finishing: Hi gloss plastic front shell

Handle: Easy grip

Power

Automatic voltage: 100-240 V

Stand-by power: < 0.2 W

Max power consumption: 5.4 W

Service

Replacement head: HQ8 has been replaced by SH50, Replace every 2 yrs with SH50 (these have replaced HQ8)

2 year guarantee

