

PHILIPS

sonicare

Sonic electric
toothbrush - Dispense

FlexCare Platinum

3 modes, 3 intensities

2 brush heads

With pressure sensor



HX9182/34



Their techniques may vary, but their results won't Our first brush with Adaptive Cleaning Technology

At the core of our Adaptive Cleaning Technology are two components - the innovative AdaptiveClean brush head and intuitive pressure sensor. Both features help your patients brush smarter, not harder.

Proven to improve oral health

- Quadpacer
- Smarttimer

Designed around you

- InterCare brush head

Guides you to follow dental recommendations

- Intuitive pressure sensor

Provides a superior clean

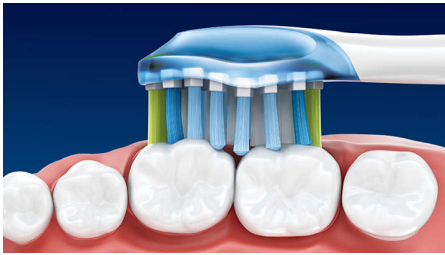
- AdaptiveClean brush head
- Customizable brushing experiences
- Patented Sonicare toothbrush technology

Offers a customized brushing experience

- New Deep Clean: Effortlessly tackle trouble spots


Highlights

AdaptiveClean brush head



Soft, flexible sides made of rubber allow the bristles to conform to the unique shape of patients' teeth and gums to provide up to 4x more surface contact*. The brush head's flexibility helps the bristles gently track along the gumline and absorb excessive brushing pressure. Enhanced sweeping motion delivers a unique in-mouth feel and superior cleaning along the gumline and in hard-to-reach areas*. Proven to remove 10x more plaque than a manual toothbrush in hard-to-reach areas*.

Intuitive pressure sensor




If too much pressure is applied, the handle gently pulsates to tell patients they are brushing too hard to guide proper technique. In a study of U.S. patients, 7 out of 10 aggressive brushers tested reduced their brushing pressure when using the pressure sensor.

Deep Clean mode



Our all-new Deep Clean mode delivers an exceptional clean in hard-to-reach places. The unique motion of the brush head in this mode plus an extended three-minute brushing time makes it the ideal choice when you want to pay extra attention to trouble spots.

Custom brushing experiences



Three intensity settings and three cleaning modes provide optimal comfort and performance for a more personalized brushing experience, encouraging better compliance. The three-minute Deep Clean mode delivers an exceptional clean in hard-to-reach places. It's the perfect mode for patients who need to pay extra attention to trouble spots.

InterCare brush head




Extra-long, high-density bristles reach deeper between teeth to help remove significantly more plaque* interproximally. Ideal for patients with bleeding gums or increased risk of gum inflammation.

Smarttimer



Two-minute timer helps ensure dental professional recommended brushing time.

Quadpacer



Thirty-second interval timer encourages thorough brushing of each quadrant of the mouth.

Specifications

Power

Voltage: 110-220 V

Technical specifications

Battery: Rechargeable

Operating time (full to empty): Up to 3 weeks**

Battery type: Lithium ION

Design and finishing

Color: Platinum gray

Service

Warranty: 2-year limited warranty

Ease of use

Battery indicator: Light shows battery status

Display: Illuminated display

Brush head system: Easy click-on brush heads

Handle: Slim ergonomic design

Brushing time: Up to 3 weeks***

Items included

Handles: 1 FlexCare Platinum

Charger: 1

Travel case: 1

Brush heads: 1 AdaptiveClean, 1 InterCare standard

Cleaning performance

Performance: Removes up to 10x more plaque*

Health benefits: Improves gum health in only two weeks

Speed: Up to 62000 brush movement/min

Pressure sensor: Vibrates handle to alert user

Timer: Quadpacer and SmarTimer

Whitening benefits: Helps naturally remove stains

Modes

3 intensities: Low, Medium, High

Clean: For exceptional everyday clean

White: Removes surface stains

Deep Clean: For an invigorating deep clean



* Than a DiamondClean brush head

* Than a manual toothbrush

* Data on file

* After a single use of each toothbrush vs. Oral-B 3000/6000 CrossAction

* HSVI, H.A.