



Philips Sonicare AirFloss  
Interdental - Rechargeable

w/ 2 Nozzles

HX8222/02

# Don't floss? Then AirFloss.

Removes plaque where brushing can't

For those who don't floss consistently, AirFloss is an easy way to start cleaning between teeth. AirFloss can be used with mouthwash or water and features unique air and micro-droplet technology to help remove plaque in hard-to-reach areas.

## **Improves oral health**

- Helps improve gum health in just two weeks
- Helps prevent cavities between teeth
- Removes up to 5 x more plaque between teeth\*

## **Achieve a 30-second clean**

- Cleans your entire mouth in just 30 seconds
- Point. Press. Clean!

## **Easy to use**

- Technology that cleans with a touch
- Guidance tip ensures correct placement
- Comfortable ergonomic handle

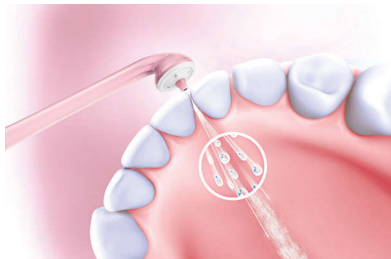
## **Helps build a healthy habit**

- An easy way to improve cleaning between teeth

**PHILIPS**  
**sonicare**

# Highlights

## Air and micro-droplet technology



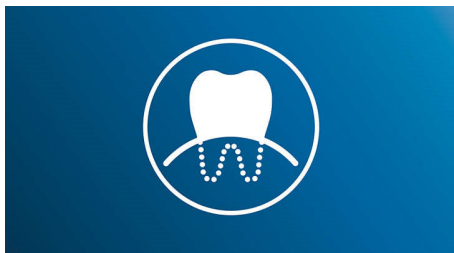
AirFloss utilises unique air and micro-droplet technology to send a burst of pressurised air and water or mouthwash between your teeth. The one-touch activation button is as simple as a mouse click.

## 30-Second Clean



With the AirFloss, cleaning your entire mouth takes just 30 seconds. Simply press the button once for a single burst, then move and repeat. To use the new auto-burst feature, hold down the button and move the guidance tip from space to space. It will automatically burst every second.

## Better gum health



Sonicare AirFloss is clinically proven to improve gum health in just two weeks.

## Easy-fill reservoir



Fill the reservoir on the handle with either mouthwash or water for a refreshing clean, then point and shoot. The reservoir holds enough liquid for up to two uses.

## Guidance tip



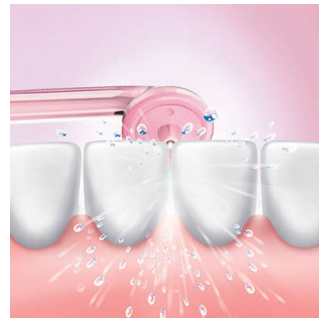
The slim angled nozzle and guidance tip make finding the correct placement easy. Just slide along the tooth's surface near the gum line until the tip fits into the groove between the teeth.

## Ergonomic handle



Designed to be easy to manoeuvre in tight spaces, AirFloss has a comfortable ergonomic handle and a non-slip grip.

## Helps prevent cavities




By gently bursting away plaque that brushing missed, Sonicare AirFloss helps prevent cavities from forming in the spaces between your teeth.

## Removes more plaque



Cleaning between your teeth is an important part of your oral health. Sonicare AirFloss uses air and micro-droplet technology to remove up to 5 x more plaque between teeth than manual brushing alone.

## An easy way to start



Interproximal cleaning is very important to overall oral health. AirFloss is an easy way to clean deeper between teeth, helping to form a healthy habit. After three months of using AirFloss, 96% of inconsistent flossers continued to use AirFloss four or more days per week.

# Specifications

## Design and finishing

- Colour: Pink

## Power

- Voltage: Multi-voltage charger

## Technical specifications

- Operating time: Replace nozzle every 6 months
- Battery: Rechargeable
- Battery type: Lithium ION
- Charge time: 24 hours to full charge

## Design and finishing

- Nozzle colour: Pink with pink tip, Pink with white tip

## Ease of use

- Handle: Slim ergonomic design
- Battery indicator: Flashing indicates low battery
- Nozzle attachment: Easily snaps on and off
- Battery Life: Up to 3 weeks when fully charged

## Items included

- Charger: 1 multi-voltage charger
- AirFloss Nozzle: 2
- Nozzle holder: 1

## Cleaning performance

- Performance: Removes up to 5x more plaque\*
- Nozzles: Best results change every 6m
- Auto-burst feature: Cleans entire mouth in 30 secs
- Health benefits: Improves gum health in only two weeks



Issue date 2023-01-14

Version: 5.0.2

EAN: 08 71010 37031 81

© 2023 Koninklijke Philips N.V.  
All Rights reserved.

Specifications are subject to change without notice.  
Trademarks are the property of Koninklijke Philips N.V.  
or their respective owners.

[www.philips.com](http://www.philips.com)

\* than manual tooth-brushing alone