

# PHILIPS

Wet and Dry electric shaver

Shaver series 5000

SteelPrecision blades

Power Adapt sensor

360 D Flexing heads

Integrated pop-up trimmer

S5588/30



## Powerful shave, gentle on skin

with SkinIQ Technology

The Philips Series 5000 delivers a powerful shave, cutting now even more hair per stroke\*. Equipped with advanced SkinIQ technology, the shaver senses and adapts to your hair density, for improved skin comfort.

### A powerful shave

- Follows the contours of your face
- Guides hair into the optimal cutting position
- More cutting performance in every stroke

### SkinIQ technology

- A shaver with the power to tame beards

### For a convenient shave

- One-touch open for easy cleaning
- Choose a convenient dry or refreshing wet shave
- Even up your moustache and sideburns
- 60 minutes of shaving from a 1 hour charge
- A more intuitive shaving experience
- Fully charged in one hour

### Sustainability

- The electric shaver with an Eco passport

## Shaver series 5000

Wet and Dry electric shaver

S5588/30

# Highlights

### SteelPrecision blades



Powerful yet gentle, the 45 self-sharpening SteelPrecision blades on this Philips shaver complete up to 90,000 cutting actions per minute, cutting more hair per stroke\*\* for a clean, comfortable finish.

### Power Adapt sensor




The electric shaver has an intelligent facial-hair sensor that reads hair density 125 times per second. The technology auto-adapts cutting power for an effortless and gentle shave.

### 360 D Flexing heads



Designed to follow the contours of your face, this Philips electric shaver has fully flexible heads that turn 360° for a thorough and comfortable shave.

### Hair-Guide precision heads




This new-shape precision shaver is enhanced with hair-guiding channels for optimal cutting and skin comfort.

### One-touch open



Clean your electric shaver with the touch of a button. Simply flip open the shaver head and rinse with water.

### Shave wet or dry



A wet and dry shaver that adapts to your preference. Choose a convenient dry shave, or pair with your favourite foam or gel for a refreshing wet shave.


### Pop-up trimmer

Refine and define your moustache and sideburns with the pop-up trimmer—and complete your look with ease.

### 60 minutes of cordless shaving

A shaver for at home or on-the-go. Get 60 minutes of shaving time from a 1 hour charge or plug it in for instant and continuous power.

### 1 hour charging time



Fully charge your Philips shaver in just 1 hour with the powerful and energy efficient lithium-ion battery. In a hurry? Plug in your shaver for 5 minutes and get enough power for 1 full shave.

### Sustainable shaving innovation



At Philips, we drive sustainability in all aspects of product creation. With shaving blades produced using 100% renewable electricity and packaging made with recyclable materials, all shavers come with an Eco passport.

### LED display



You can easily see how much power is left with the 3-level LED display. Your Philips shaver not only tells you when it's time to charge, but it also has indicators for locking, cleaning and replacing the head.

# Shaver series 5000

Wet and Dry electric shaver

S5588/30

## Specifications

### Accessories

**Integrated pop-up trimmer**  
**Travel and storage:** Travel case

### Power

**Charging:** 1 hour full charge, 5-min quick charge  
**Battery type:** Li-Ion  
**Run time:** 60 minutes  
**Automatic voltage:** 100-240 V  
**Stand-by power:** 0.04 W  
**Max power consumption:** 9 W

### Design

**Handle:** Rubber grip  
**Colour:** Deep Black  
**Shaving heads:** Angular

### Service

**2 year warranty**  
**Replacement head SH71:** Replace every 2 yrs with SH71

### Shaving Performance

**Shaving system:** SteelPrecision blades  
**Contour following:** 360 D Flexing heads  
**SkinIQ technology:** Power Adapt sensor

### Ease of use

**Cleaning:** One-touch open, Fully washable  
**Display:** LED display, Battery level indicator, Travel lock  
**Wet & Dry:** Wet and dry use

