

PHILIPS

Wet and Dry electric
shaver

Shaver series 5000

SteelPrecision blades

Power Adapt sensor

360 D Flexing heads

Integrated pop-up trimmer

S5586/66



Powerful shave, gentle on skin

with SkinIQ Technology

The Philips Series 5000 delivers a powerful shave, cutting now even more hair per stroke*. Equipped with advanced SkinIQ technology, the shaver senses and adapts to your hair density, for improved skin comfort.

A powerful shave

- Follows the contours of your face
- Guides hair into the optimal cutting position
- More cutting performance in every stroke

SkinIQ technology

- A shaver with the power to tame beards

For a convenient shave

- Choose a convenient dry or refreshing wet shave
- Even up your moustache and sideburns
- 60 minutes of shaving from a 1 hour charge
- A more intuitive shaving experience
- Powerful cleaning pod for maintenance and hygiene
- Nose trimmer attachment
- The electric shaver with an Eco passport
- Fully charged in one hour

Shaver series 5000

Wet and Dry electric shaver

S5586/66

Highlights

SteelPrecision blades



Powerful yet gentle, the 45 self-sharpening SteelPrecision blades on this Philips shaver complete up to 90,000 cutting actions per minute, cutting more hair per stroke** for a clean, comfortable finish.

Power Adapt sensor




The electric shaver has an intelligent facial-hair sensor that reads hair density 125 times per second. The technology auto-adapts cutting power for an effortless and gentle shave.

360 D Flexing heads



Designed to follow the contours of your face, this Philips electric shaver has fully flexible heads that turn 360° for a thorough and comfortable shave.

Hair-Guide precision heads



This new-shape precision shaver is enhanced with hair-guiding channels for optimal cutting and skin comfort.

Cable-free Quick Clean Pod



10 x more effective than cleaning with water**, the powerful cleaning pod thoroughly cleans and lubricates your shaver in just 1 minute. Using it helps maintain shaver performance and increase hygiene.

Shave wet or dry




A wet and dry shaver that adapts to your preference. Choose a convenient dry shave, or pair with your favourite foam or gel for a refreshing wet shave.

Pop-up trimmer

Refine and define your moustache and sideburns with the pop-up trimmer—and complete your look with ease.

Nose trimmer attachment




Experience the versatility of your shaver with the nose trimmer attachment. Simply click-on the attachment to trim unwanted nose and ear hair.

60 minutes of cordless shaving

A shaver for at home or on the go. Get 60 minutes of shaving time from a 1-hour charge.

1 hour charging time



Fully charge your Philips shaver in just 1 hour with the powerful and energy efficient lithium-ion battery. In a hurry? Plug in your shaver for 5 minutes and get enough power for 1 full shave.

Shaver series 5000

Wet and Dry electric shaver

S5586/66

Highlights

Sustainable shaving innovation



At Philips, we drive sustainability in all aspects of product creation. With shaving blades produced using 100% renewable electricity and packaging made with recyclable materials, all shavers come with an Eco passport.

LED display



You can easily see how much power is left with the 3-level LED display. Your Philips shaver not only tells you when it's time to charge, but it also has indicators for locking, cleaning and replacing the head.

Shaver series 5000

Wet and Dry electric shaver

S5586/66

Specifications

Accessories

Attachments: Nose trimmer

Maintenance: Cleaning brush

Nose trimmer included

Quick Clean Pod: 1 cartridge included, Yes

Integrated pop-up trimmer

Travel and storage: Protective cap, Soft pouch,

Travel case

Power

Charging: 1 hour full charge, 5-min quick charge

Battery type: Li-Ion

Run time: 60 minutes

Automatic voltage: 100-240 V

Stand-by power: 0.04 W

Max power consumption: 9 W

Design

Handle: Rubber grip

Colour: Petrol Blue

Shaving heads: Angular

Service

2 year warranty

Replacement head SH71: Replace every 2 yrs with SH71

Shaving Performance

Shaving system: SteelPrecision blades

Contour following: 360 D Flexing heads

SkinIQ technology: Power Adapt sensor

Ease of use

Cleaning: One-touch open, Fully washable

Display: LED display, Battery level indicator, Travel lock

Wet & Dry: Wet and dry use

