

PHILIPS

Wet & Dry electric
shaver

Shaver series 5000

SteelPrecision blades

Power Adapt sensor

360-D Flexing heads

Integrated pop-up trimmer

S5588/17



Powerful shave, gentle on skin

with SkinIQ Technology

The Philips Series 5000 delivers a powerful shave, cutting now even more hair per stroke*. Equipped with advanced SkinIQ technology, the shaver senses and adapts to your hair density, for improved skin comfort.

A powerful shave

- Follows the contours of your face
- Guides hair into the optimal cutting position
- More cutting performance in every stroke

SkinIQ technology

- A shaver with the power to tame beards

For a convenient shave

- One-touch open for easy cleaning
- Choose a convenient dry or refreshing wet shave
- Even-up your mustache and sideburns
- 60 minutes of shaving from a 1-hour charge
- A more intuitive shaving experience
- The electric shaver with an Eco passport
- Fully charged in one hour
- 5 length settings for versatile beard grooming

Shaver series 5000

Wet & Dry electric shaver

S5588/17

Highlights

SteelPrecision blades



Powerful yet gentle, the 45 self-sharpening SteelPrecision blades on this Philips shaver complete up to 90,000 cutting actions per minute, cutting more hair per stroke** for a clean, comfortable finish.

Power Adapt sensor




The electric shaver has intelligent facial-hair sensor that reads hair density 125 times per second. The technology auto-adapts cutting power for an effortless and gentle shave.

360-D Flexing heads




Designed to follow the contours of your face, this Philips electric shaver has fully flexible heads that turn 360° for a thorough and comfortable shave.

Hair-Guide precision heads



This new shape precision shaver is enhanced with hair guiding channels for optimal cutting and skin comfort.

One-touch open



Clean your electric shaver with the touch of a button. Simply flip open the shaver head and rinse with water.

Shave wet or dry




A wet and dry shaver that adapts to your preference. Choose a convenient dry shave, or pair with your favourite foam or gel for a refreshing wet shave.

Pop-up trimmer

Refine and define your mustache and sideburns with the pop-up trimmer—and complete your look with ease.

Beard styler attachment




With the choice of 5 different length settings, the beard styler attachment can create anything from a perfect stubble to a short, neatly trimmed beard. It's also useful for a pre-shave trim.

60 minutes of cordless shaving

A shaver for at home or on-the-go. Get 60 minutes of shaving time from a 1-hour charge, or plug it in for instant and continuous power.

1-hour charging time



Fully charge your Philips shaver in just 1 hour with the powerful and energy efficient lithium-ion battery. In a hurry? Plug in your shaver for 5 minutes and get enough power for 1 full shave.

Shaver series 5000

Wet & Dry electric shaver

S5588/17

Highlights

Sustainable shaving innovation



At Philips, we drive sustainability in all aspects of product creation. With shaving blades produced using 100% renewable electricity and packaging made with recyclable materials, all shavers come with an Eco passport.

LED display



You can easily see how much power is left with the 3-level LED display. Your Philips shaver not only tells you when it's time to charge, it also has indicators for locking, cleaning and replacing the head.

Shaver series 5000

Wet & Dry electric shaver

S5588/17

Specifications

Accessories

Maintenance: Cleaning brush

Attachments: Beard styler

Integrated pop-up trimmer

Travel and storage: Protective cap, Soft pouch

Power

Automatic voltage: 100-240 V

Run time: 60 minutes

Charging: 1 hour full charge, 5 min quick charge

Battery type: Li-ion

Stand-by power: 0.04 W

Max power consumption: 9 W

Design

Handle: Rubber grip

Color: Deep Black

Shaving heads: Angular

Service

2-year warranty

Replacement head SH71: Replace every 2 yrs with SH71

Shaving Performance

Contour following: 360-D Flexing heads

Shaving system: SteelPrecision blades

SkinIQ technology: Power Adapt sensor

Ease of use

Cleaning: One-touch open, Fully washable

Display: LED display, Battery level indicator, Travel lock

Wet & Dry: Wet and dry use

SmartClick attachment

Fits product type: RQ585/51 DOES NOT fit angular head type

