

# PHILIPS

Electric shaver

Shaver series 3000


Mains version

7300 Series



**Ultra thin  
shaving heads**

HQ7300/16



## Comfortably close

Shaves even the shortest hairs

This fully washable shaver allows you to rinse the shaver under the tap every time after use. You can count on a comfortable and close shave every day.

### **Comfortably close**

- Super Lift & Cut technology

### **Adjusts to every curve of your face and neck**

- Reflex Action system

### **Moustache and sideburn trimming**

- Spring released pop-up trimmer

### **Shaves even the shortest stubble**

- Precision Cutting System

### **Simply rinses clean**

- Washable shaver


## Highlights

### Pop-up trimmer



Full width, pop-up trimmer is perfect for grooming sideburns and moustache.

### Super Lift & Cut technology



The dual blade system of this electric shaver lifts hairs to cut comfortably below skin level.

### Reflex Action system




Automatically adjusts to every curve of your face and neck.

### Washable shaver



The waterproof shaver can be easily rinsed under the tap.

### Precision Cutting System



The Philips shaver has ultra thin heads with slots to shave long hairs and holes to shave the shortest stubble.

### Comfort shaving heads



The skin friendly profile of these philips shaving heads enables smooth skin contact for a comfortable shave.

## Specifications

### Shaving Performance

**Shaving system:** Precision Cutting System, Super Lift & Cut technology

**Contour following:** Reflex Action system, Individual floating heads

**SkinComfort:** Comfort shaving heads

### Ease of use

**Charging:** Corded

**Cleaning:** Washable

### Design

**Finishing:** Lacquer

### Accessories

**Maintenance:** Cleaning brush, Protective cap

