

# PHILIPS

dry electric shaver

PowerTouch

Super Lift&Cut

Flexing heads



PT710



## A really close shave

The new Philips PowerTouch system adds power to your morning. Now with more minutes, full washability and proven Super Lift&Cut shaving performance, PowerTouch ensures that you are always ready to quickly finish your morning routine.

### **The fastest way through your morning routine**

- Corded operation for constant power
- Washable shaver with QuickRinse system

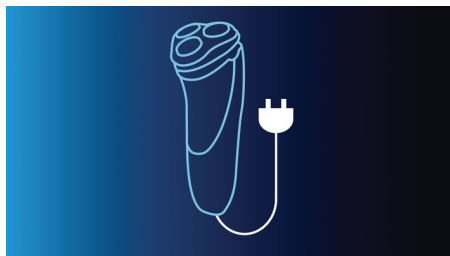
### **A comfortable and close end result**

- Super Lift & Cut system for a comfortably close shave
- Dynamic contour response adjusts to curves in the face and neck



## Highlights

### Efficient Power System




Corded operation for a reliable shave that you can always count on

### Super Lift&Cut Action




The dual-blade system built into our electric shaver lifts hairs to cut comfortably below skin level for a closer shave

### Dynamic contour response



Automatically adjusts to every curve of your face and neck for a smoother shave

### Fully washable shaver



Fully washable shaver with QuickRinse system rinses clean in less time

## Specifications

### Shaving Performance

**Shaving System:** Super Lift&Cut

**Contour-following:** Dynamic contour response

### Ease of use

**Shaving time:** Corded operation

**Cleaning:** Fully washable shaver, Quick rinse hair chamber

### Design

**Handle:** Easy grip

**Finishing:** Hi gloss plastic front shell

**Colour:** Arrol blue

### Accessories

**Maintenance:** Cleaning brush, Protection cap

### Power

**Automatic voltage:** 100-240 V

**Stand-by power:** < 0.2 W

**Max power consumption:** 5.4 W

### Service

**2-year guarantee**

**Replacement head:** Replace every 2 yrs with HQ8

