

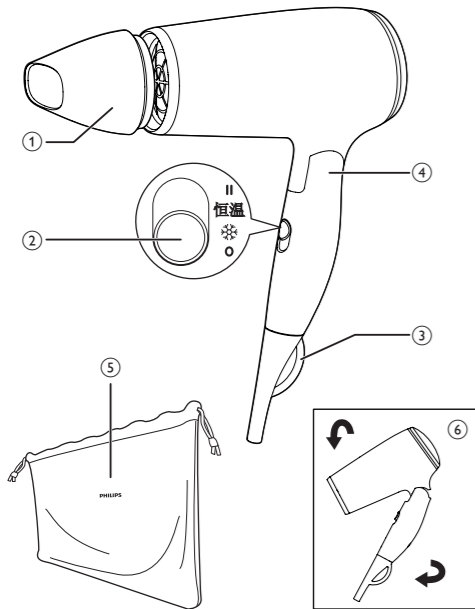
HP8225



EN User manual

ZH-CN 用户手册

PHILIPS




English

Congratulations on your purchase, and welcome to Philips! To fully benefit from the support that Philips offers, register your product at www.philips.com/welcome.

1 Important

Read this user manual carefully before you use the appliance and keep it for future reference.

- **WARNING:** Do not use this appliance near water.
- When the appliance is used in a bathroom, unplug it after use since the proximity of water presents a risk, even when the appliance is switched off.
- **WARNING:** Do not use this appliance near bathtubs, showers, basins or other vessels containing water. 
- Always unplug the appliance after use.
- If the appliance overheats, it switches off automatically. Unplug the appliance and let it cool down for a few minutes. Before you switch the appliance on again, check the grilles to make sure they are not blocked by fluff, hair, etc.
- If the main cord is damaged, you must have it replaced by Philips, a service centre authorised by Philips or similarly qualified persons in order to avoid a hazard.
- This appliance can be used by children aged from 8 years and above and persons with reduced physical, sensory or mental capabilities or lack of

experience and knowledge if they have been given supervision or instruction concerning use of the appliance in a safe way and understand the hazards involved. Children shall not play with the appliance. Cleaning and user maintenance shall not be made by children without supervision.

- For additional protection, we advise you to install a residual current device (RCD) in the electrical circuit that supplies the bathroom. This RCD must have a rated residual operating current not higher than 30mA. Ask your installer for advice.
- Do not insert metal objects into the air grilles to avoid electric shock.
- Never block the air grilles.
- Before you connect the appliance, ensure that the voltage indicated on the appliance corresponds to the local power voltage.
- Do not use the appliance for any other purpose than described in this manual.
- Do not use the appliance on artificial hair.
- When the appliance is connected to the power, never leave it unattended.
- Never use any accessories or parts from other manufacturers or that Philips does not specifically recommend. If


you use such accessories or parts, your guarantee becomes invalid.

- Do not wind the main cord round the appliance.
- Wait until the appliance has cooled down before you store it.
- Do not pull on the power cord after using. Always unplug the appliance by holding the plug.
- Do not operate the appliance with wet hands.
- Always return the appliance to a service centre authorized by Philips for examination or repair. Repair by unqualified people could result in an extremely hazardous situation for the user.

Electromagnetic fields (EMF)

This Philips appliance complies with all applicable standards and regulations regarding exposure to electromagnetic fields.

Recycling

- Do not throw away the product with the normal household waste at the end of its life, but hand it in at an official collection point for recycling. By doing this, you help to preserve the environment. 
- Follow your country's rules for the separate collection of electrical and electronic products. Correct disposal helps prevent negative consequences for the environment and human health.

2 Using the Hairdryer

- 1 Select your desired setting to switch on the appliance.
- 2 Attach the nozzle (①) onto the hairdryer for more concentrated drying experience.
- 3 Adjust the airflow switch (②) to **II** for strong airflow and fast drying, **恒温** for efficiently drying your hair at a constant caring temperature, or ***** for cool airflow to fix your style.
- 4 Choose **0** from the airflow switch to turn off the appliance.

3 After use

- 1 Place it on a heat-resistant surface until it cools down.
- 2 To disconnect the concentrator, pull it off the hairdryer.
- 3 Clean the appliance with a damp cloth.
- 4 To fold the handle (④), apply soft pressure on the backside of the handle until it folds (⑥).
- 5 Store the appliance in a safe and dry place, free of dust. You can also hang it with the hanging loop (③) or put it in the pouch (⑤) provided.

4 Guarantee & service

If you need information e.g. about replacement of an attachment or if you have a problem, please visit the Philips website at www.philips.com or contact the Philips Customer Care Centre in your country (you will find its phone number in the worldwide guarantee leaflet). If there is no Consumer Care Centre in your country, go to your local Philips dealer.

5 Troubleshooting

Problem	Cause	Solution
The appliance does not work at all.	The power socket to which the appliance has been connected may be broken.	Check the appliance is plugged in correctly. Check the fuse for this power socket in your home.
	The appliance may have overheated and switched itself off.	Unplug the appliance and let it cool down for a few minutes. Before you switch on the appliance again, check the grilles to make sure they are not blocked by fluff, hair, etc.
	The appliance may not be suitable for the voltage to which it has been connected.	Ensure that the voltage indicated on the type plate of the appliance corresponds to the local power voltage.

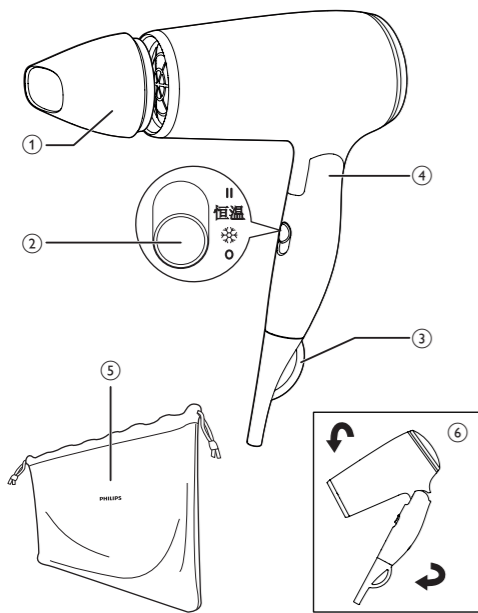
简体中文

感谢您的惠顾，欢迎光临飞利浦！为了您能充分享受飞利浦提供的支持，请在 www.philips.com.cn/welcome 上注册您的产品。

1 重要事项

使用产品之前，请仔细阅读本用户手册，并妥善保管以供日后参考。





- 警告：请勿在靠近水的地方使用本产品。
- 本产品仅在浴室使用时，使用后按下插头，因为即使本产品开关断开后，接近水仍存在危险。
- 警告：不要在盛水的浴缸、淋浴、洗脸盆或其他器皿附近使用本器具。
- 警告符号注释：禁止在洗澡或淋浴时使用。
- 使用后务必按下产品的插头。
- 如果产品过热，它将自动关闭电源。拔掉产品插头，让其冷却几分钟。再次启动产品之前，请检查出风口，确保其未被绒毛、头发等杂物堵塞。
- 如果电源线损坏，为避免危险，必须由飞利浦、飞利浦授权的服务中心或类似的专职人员来更换。
- 本产品适合由 8 岁或以上年龄的儿童以及肢体不健全、感觉或精神

上有障碍或缺乏相关经验和知识的人士使用，但前提是有人对他们使用本产品进行监督或指导，以确保他们安全使用，并且让他们明白相关的危害。不得让儿童玩耍本产品。不要让儿童在无人监督的情况下进行清洁和保养。

- 为了增加保护，建议在浴室供电的电气回路中安装一个额定剩余工作电流不超过 30mA 的剩余电流装置 (RCD)。详情请向 RCD 安装商咨询。
- 切勿将金属物体插入风口，以免触电。
- 切勿阻塞电吹风风口。
- 连接产品之前，请确保产品上标示的电压与当地电源电压相符。
- 请勿将本产品用于本手册中说明以外的任何其它用途。
- 请勿对假发使用本产品。
- 当产品连接了电源时，切勿让其无人看管。
- 切勿使用由其它制造商生产的，或未经飞利浦特别推荐的任何附件或部件。如果使用此类附件或部件，您的保修将失效。
- 切勿将电源线缠绕在产品上。
- 待产品完全冷却后再存放。
- 使用后请勿拉扯电源线。按下产品插头时，请握紧插头。
- 切勿用湿手操作本产品。
- 产品只能送到飞利浦授权的服务中心检修。由不合格人员进行修理可能将用户置于极度危险的境地。

电磁场 (EMF)

本飞利浦产品符合所有有关暴露于电磁场的适用标准和法规。

回收

-弃置产品时，请不要将其与一般生活垃圾堆放在一起，应将其交给政府指定的回收中心。这样做有利于环保。



-请遵循您所在国家/地区的电器及电子产品分类回收规定。正确弃置产品有助于避免对环境和人类健康造成负面影响。

2 使用电吹风

- 1 选择需要的设置打开产品。
- 2 将集风嘴 (①) 安装到电吹风上，以获得更集中的吹风效果。
- 3 将风速开关 (②) 至 II 获得强风用于快速吹干，至 恒温 温和吹干头发，或使用冷风 * 定型。
- 4 将风速开关调至 0 以关闭产品。

3 使用后

- 1 将产品置于隔热表面上，直至其冷却。
- 2 要拆下集风嘴，请将其从电吹风拔出即可。
- 3 用湿布擦拭本产品。
- 4 要折叠手柄 (④)，请在手柄的背面轻轻施压直至其折叠 (⑥)。
- 5 将产品存放在安全、干燥、清洁的位置。您也可以将其用挂环 (③) 挂起，或将其装入随附的收纳袋 (⑤)。

4 保修与服务

如果您需要了解信息 (如更换附件的相关信息) 或有任何疑问，请访问飞利浦网站 www.philips.com.cn/support。您也可以与您所在国家/地区的飞利浦客户服务中心联系 (可从保修卡中找到其电话号码)。如果您所在的国家/地区没有飞利浦客户服务中心，请向当地的飞利浦经销商求助。

5 故障排除

问题	原因	解决方法
产品完全无法工作。	产品所连接的插座可能已损坏。	检查设备已正确插入。 检查您家中电源插座的保险丝。
	产品可能过热，因此自动断电。	拔掉产品插头，让其冷却几分钟。再次打开产品电源之前，请检查出风口，确保没有被绒毛、头发等杂物堵塞。
	产品连接的电源电压可能与产品电压不符。	确保产品型号铭牌上标示的电压与当地电源电压相符。

PHILIPS

产品 : 飞利浦电吹风
 型号 : HP8225
 额定电压 : 220V~
 额定频率 : 50Hz
 额定输入功率 : 1800 W
 生产日期 : 请见产品本体
 产地 : 中国广东东莞



飞利浦 (中国) 投资有限公司
 上海市静安区灵石路718号A1幢
 全国顾客服务热线: 4008 800 008

本产品根据国标 GB4706.1-2005, GB4706.15-2008, GB4343.1-2018 及GB17625.1-2012制造

保留备用
 出版日期: 2019-04-29

产品中有害物质的名称及含量

部件名称	有害物质					
	铅 (Pb)	汞 (Hg)	镉 (Cd)	六价铬 (Cr6+)	多溴联苯 (PBB)	多溴二苯醚 (PBDE)
马达	X	○	○	○	○	○
开关	○	○	○	○	○	○
线材类	○	○	○	○	○	○
五金件	○	○	○	○	○	○
塑胶材料	○	○	○	○	○	○
包装材料	○	○	○	○	○	○
电源线	X	○	○	○	○	○

本表格依据SJ/T 11364的规定编制。

○: 表示该有害物质在该部件所有均质材料中的含量均在GB/T 26572规定的限量要求以下。
 X: 表示该有害物质至少在该部件的某一均质材料中的含量超出GB/T 26572规定的限量要求。

*该表格中所显示的“有害物质”在产品正常使用情况下不会对人身和环境产生任何伤害。

*该表格中所显示的“有害物质”及其存在的部件向消费者和回收处理从业者提供相关物质的存在信息，有助于产品废弃时的妥善处理。