

Register your product and get support at
www.philips.com/welcome

Hairdryer

HP4930

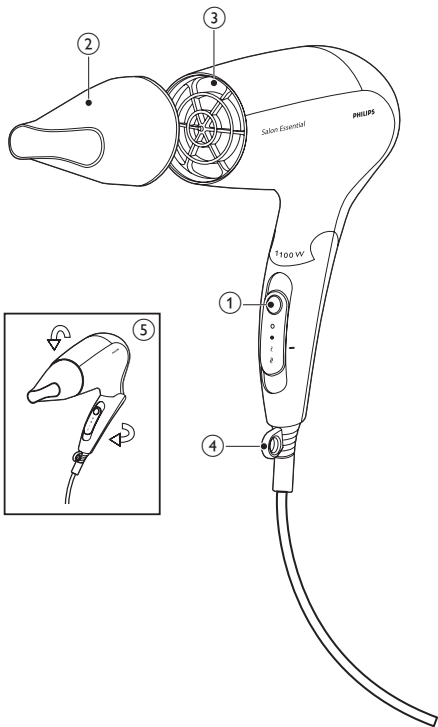
HP4931



EN

User manual

PHILIPS



Congratulations on your purchase, and welcome to Philips! To fully benefit from the support that Philips offers, register your product at www.philips.com/welcome.

1 Important

Read this user manual carefully before you use the appliance and keep it for future reference.

- **WARNING:** Do not use this appliance near water.
- When the appliance is used in a bathroom, unplug it after use since the proximity of water presents a risk, even when the appliance is switched off.
- **WARNING:** Do not use this appliance near bathtubs, showers, basins or other vessels containing water.
- Do not insert metal objects into the air grilles to avoid electric shock.
- Never block the air grilles.
- Before you connect the appliance, ensure that the voltage indicated on the appliance corresponds to the local power voltage.
- Do not use the appliance for any other purpose than described in this manual.
- Do not use the appliance on artificial hair.
- When the appliance is connected to the power, never leave it unattended.
- Always unplug the appliance after use.
- Never use any accessories or parts from other manufacturers or that Philips does not specifically recommend. If you use such accessories or parts, your guarantee becomes invalid.
- Do not wind the mains cord round the appliance.
- If the mains cord is damaged, you must have it replaced by Philips, a service centre authorised by Philips or similarly qualified persons in order to avoid a hazard.



- This appliance is not intended for use by persons (including children) with reduced physical, sensory or mental capabilities, or lack of experience and knowledge, unless they have been given supervision or instruction concerning use of the appliance by a person responsible for their safety.
- Children should be supervised to ensure that they do not play with the appliance.
- For additional protection, we advise you to install a residual current device (RCD) in the electrical circuit that supplies the bathroom. This RCD must have a rated residual operating current not higher than 30mA. Ask your installer for advice.
- If the appliance overheats, it switches off automatically. Unplug the appliance and let it cool down for a few minutes. Before you switch the appliance on again, check the grilles to make sure they are not blocked by fluff, hair, etc.

Electromagnetic fields (EMF)

This appliance complies with all standards regarding electromagnetic fields (EMF). If handled properly and according to the instructions in this user manual, the appliance is safe to use based on scientific evidence available today.




Environment

Do not throw away the appliance with the normal household waste at the end of its life, but hand it in at an official collection point for recycling. By doing this, you help to preserve the environment.



2 Dry your hair

- 1 Connect the plug to a power supply socket.
- For precise drying, attach the concentrator (②) onto the hairdryer (③).
 - To disconnect the concentrator, pull it off the hairdryer.

- 2 Adjust the airflow switch (①) to  for hot and strong airflow for fast drying,  for warm and gentle airflow for drying short hair or styling hair, or  for cool airflow to set your style.

After use:

- 1 Switch off the appliance and unplug it.
- 2 Place it on a heat-resistant surface until it cools down.
- 3 Clean the appliance by damp cloth.
- 4 Fold the appliance (⑤).
- 5 Keep it in a safe and dry place, free of dust. You can also hang it with the hanging loop (④).

3 Guarantee and service

If you need information or if you have a problem, please visit the Philips website at www.philips.com or contact the Philips Customer Care Centre in your country (you find its phone number in the worldwide guarantee leaflet). If there is no Consumer Care Centre in your country, go to your local Philips dealer.



© Royal Philips Electronics N.V. 2009
All rights reserved.

Specifications are subject to change without notice.
Trademarks are the property of Koninklijke Philips
Electronics N.V. or their respective owners.

PDCC-2009
3140 035 20461



100% recycled paper
100% papier recyclé