



Philips Azur
Steam iron

Steam 45g/min; 180g steam boost

SteamGlide soleplate
Safety Auto Off
2400 Watts

GC4856/22

Designed for perfection

This new Azur comes with an optimal design and weight to maneuver the iron easily over the garment, even into the hard to reach areas. Together with its powerful steam performance it gives you all you need for perfect results.

Easy gliding on all fabrics

- SteamGlide soleplate is Philips premium soleplate

Safe ironing

- Automatically turned off for safety and energy saving

Easily removes creases

- Steam boost up to 180 g
- 2400 W for quick heat up
- Steam output of up to 45 g/min for better crease removal

Designed for perfect results

- Optimal design to manoeuvre the iron easily over the garment
- Lightweight to move the iron easily on and off the board
- Steam tip allows you to have steam in hard-to-reach areas
- Sideways opening filling door

PHILIPS

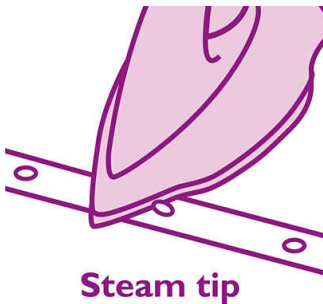
Highlights

Automatic shut-off

Safety auto off

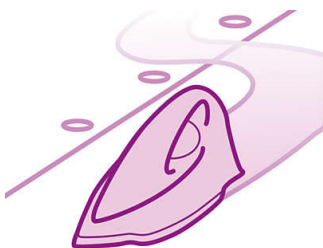
The safety auto off function automatically switches off the appliance if it has not been used for a few minutes, also saving energy.

Steam tip



The unique steam tip of this Philips iron, combines a particularly pointed front of the soleplate with special elongated steam slots in the tip, to reach right into the smallest and most difficult areas for the best ironing results.

Easy to handle



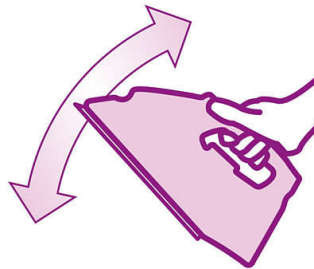
The Philips steam iron is designed to manoeuvre it easily over the garment and enabling you to reach easily even the hardest to reach areas.

SteamGlide soleplate



SteamGlide soleplate is the best Philips soleplate for your steam iron. It has great scratch resistancy, glides excellent and is easy to clean.

Lightweight iron



The iron has an optimal weight of 1.6kg making it easy to constantly place the iron on the board and back to its heelrest.

2400 W for quick heat up

2400W
max

2400 W for quick heat up and powerful performance

Steam up to 45 g/min



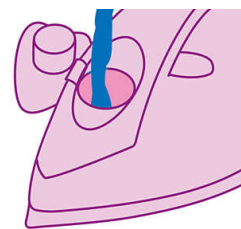
Continuous steam output of up to 45 g/min gives you the perfect amount of steam to efficiently remove all creases.

Steam boost up to 180 g



The steam boost can be used for vertical steaming and tough creases.

Easy filling



Sideways opening

Sideways opening filling door

Specifications

Calc management

- Calc clean solution: Double active calc clean

Technical specifications

- Weight of iron: 1.6 kg
- Voltage: 220 - 240 V

Easy to use

- Water tank capacity: 350 ml
- Safety auto off
- Drip stop
- Cord storage: Cord clip
- Power cord length: 2.5 m
- Fast and easy filling

Comfortable ironing

- Cord length: 2.5 m

Fast & powerful crease removal

- Soleplate: SteamGlide
- Continuous steam output: 45 g/min
- Power: 2400 W
- Vertical steaming
- Steam boost: 180 g
- Spray
- Variable steam settings
- Steam tip

