



PHILIPS

MR Workspace

No more compromises:
efficiency and quality at your fingertips

Radiology workflow solutions

Our vision

For more than 130 years, we have been creating meaningful innovations to improve people's lives and make the world more sustainable. We are inspired to continually advance the state of precision diagnosis with customer- and patient-centric solutions that deliver clear care pathways and predictable outcomes.

In MR, our mission is to achieve a fast, fully automated, and personalized exam for every patient, while acting responsibly towards our planet and society. With AI¹-driven smart connected imaging, optimized workflows, and integrated clinical solutions, we improve your MR department's productivity, enhance patient and staff experience, and deliver high quality diagnostic outcomes.

With this we bring you MR Workspace, our break-through AI¹ engine that delivers efficiency in your daily schedule and consistent image quality to your department.



No more compromises: efficiency and quality at your fingertips

MR departments worldwide are under increasing pressure to deliver fast, definitive diagnoses while also providing an outstanding patient experience. These demands require your staff to balance productivity, exam quality and patient satisfaction.

Given the fact that much of the diagnostic value of your MR examinations and the efficiency of your operations depends on what happens in the control room, shouldn't you make sure that it is equipped with the tools your staff needs to expertly command exam quality and workflow? With the right workspace, both quality and efficiency can increase simultaneously.

Meet MR Workspace, the control room solution that brings no-compromise quality and efficiency to your fingertips.

An intuitive solution that is a delight to use, MR Workspace empowers your team to drive departmental productivity and predictability. It's designed to simplify the path from image acquisition to diagnosis by providing Artificial Intelligence¹ (AI) to support your staff in selecting the right protocol and planning for all applications, automating complex procedures, offering Advanced Visualization applications, and delivering task guidance throughout the entire examination.

MR Workspace helps technologists, regardless of experience, to manage their workload, keep the daily schedule under control and maintain focus on the patient. In addition, the intuitively designed console workflow delivers outstanding ease-of-use and can even help to reduce training time. When routine tasks are made easy, your staff's expertise and patient care skills can shine.

Content

| | |
|---|----|
| The control room: essential to departmental workflow | 6 |
| Customize your solution to fit your needs | 10 |
| MR Console Plus: Your staff. Satisfied. | 12 |
| MR Day Manager: Your schedule. Under control. | 16 |
| MR Console Pro: Your workload. Managed. | 18 |

The control room: essential to departmental workflow

Fast protocols and advancements in patient handling and positioning have brought improvements to MR workflow. However, because inefficiencies in the control room still exist, MR departments struggle to achieve consistent quality and optimal workflow efficiency. Difficult-to-learn exams, complex post-processing, and disconnected schedule management contribute to problems ranging from stressed staff to patient rescans. MR Workspace is the key to bridging these challenges with ease, helping to alleviate technologists' workload so they can focus beyond just the monitor and on what really matters: the patient.

Designed with deep knowledge of day-to-day MR operations, MR Workspace supports efficiency and staff satisfaction in the control room through intelligence, guidance and ease of use.

Technologists can prepare exams before patients arrive and aim to achieve consistent quality regardless of experience, by using Protocol Assistant, an AI¹-driven solution that learns your protocol preferences and suggests the most appropriate ones based on clinical indication.

Advanced visualization includes step-by-step guidance so technologists can begin post-processing, delivering more² diagnostic information to the radiologist, thus saving reporting time.

The intuitive interface, large display of clinical images and essential parameter reveal contribute to outstanding ease-of-use. In addition, MR Workspace helps to keep schedules on track and makes parallel tasking easy so technologists can focus on the current patient.



With MR workspace we aim to support you to:



Increase schedule efficiency



Deliver consistent image quality



Improve staff experience



Reduce training time



Provide faster time to results

Your control room engine for a smooth running department



Know what is coming your way every day

- Full visibility and control over daily schedule
- Examination preparation before patient arrival
- Alerts on patient conditions and schedule changes



Count on image quality. Every, single time

- Guided and automated workflow
- AI¹ Protocol Assistant suggests the most used protocol
- Real-time quality control



Give your staff what they need to do the job right

- 80% of examination planning is fully automated
- 70% of the display is dedicated to presenting clinical images in crisp detail
- Harmonized user experience with IntelliSpace Portal Advanced Visualization



Fast forward from learning to doing

- Integrated AI¹ assistance, task guidance, and automation
- Step by step coaching towards AV analysis
- 50% reduction in on-screen parameters



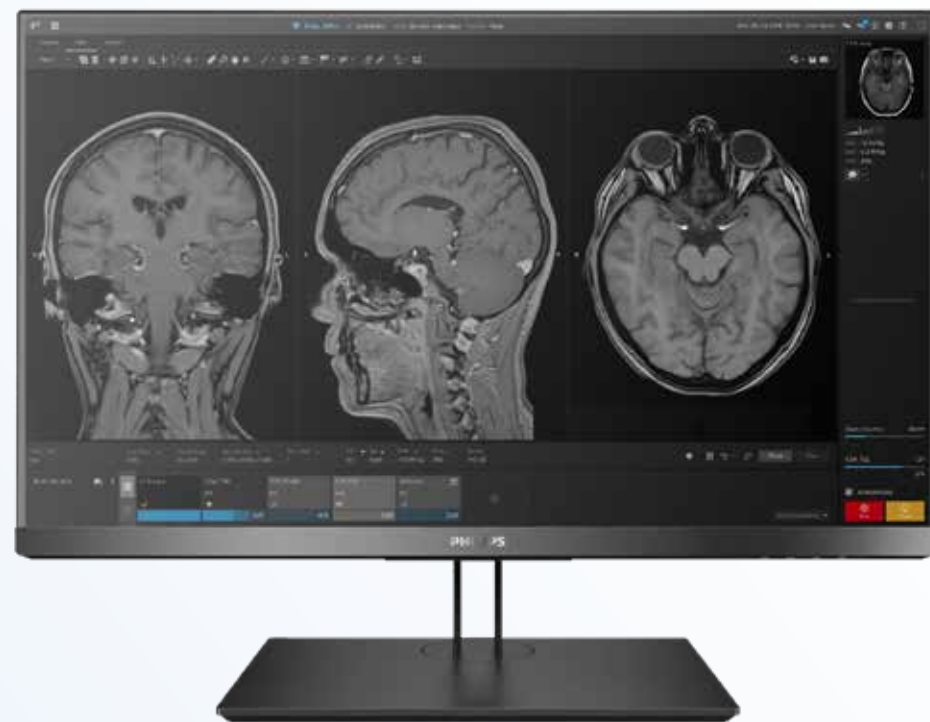
Be known for fast results

- Results sent to PACS in 30% less time³
- Automated AV segmentation, calculation, and map generation
- Comprehensive set of integrated high-end and routine AV applications

Customize your solution to fit your needs

The path to operating at peak efficiency while delivering patient and staff satisfaction differs based on patient volume, staffing levels and expertise, and case variety, among other variables.

MR Workspace's modular solution can be tailored to meet the unique needs of your department. With the foundational MR Console Plus and two complementary additions - MR Day Manager and MR Console Pro - you can choose the solution mix that will propel your MR department to greater productivity.



MR Console Plus:
Your staff. Satisfied.

Core of MR Workspace which delivers your staff ease of use, access to clinical enhancements and insights and expert guidance for efficient post-processing.



MR Day Manager:
Your schedule. Under control.

Puts your staff in control of the daily schedule and supports consistent results with AI1-driven technology.



MR Console Pro:
Your workload. Managed.

Supports patient focus while enabling parallel tasking, making work productive and satisfying.

Customize your solution to fit your needs

The path to operating at peak efficiency while delivering patient and staff satisfaction differs based on patient volume, staffing levels and expertise, and case variety, among other variables.

MR Workspace's modular solution can be tailored to meet the unique needs of your department. With the foundational MR Console Plus and two complementary additions - MR Day Manager and MR Console Pro - you can choose the solution mix that will propel your MR department to greater productivity.



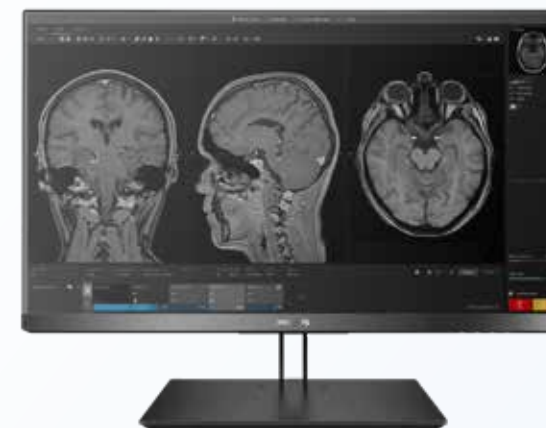
MR Console Plus:
Your staff. Satisfied.

Core of MR Workspace which delivers your staff ease of use, access to clinical enhancements and insights and expert guidance for efficient post-processing.



MR Day Manager:
Your schedule. Under control.

Puts your staff in control of the daily schedule and supports consistent results with AI-driven technology.



MR Console Pro:
Your workload. Managed.

Supports patient focus while enabling parallel tasking, making work productive and satisfying.

MR Console Plus: Your staff. Satisfied

MR Console Plus is the core of MR workspace, providing an intuitive interface, large image viewports, essential parameter reveal, task guidance, and access to other available smart features. This potent combination has the potential to reduce staff training time. Early results⁴ show that technologists feel that MR Console Plus increases their confidence.

Increase staff satisfaction with ease-of-use

When technologists use MR Console Plus for the first time, they will be struck by how the user interface delivers an intuitive and enjoyable user experience. Diagnostic images are front and center: more than 70% of the display is dedicated to presenting clinical images in crisp detail. This large viewing area helps to enable focus, making it easier to assess image quality while the patient is on the table. The most relevant parameters are presented as the default display, reducing screen clutter. All other parameters are accessible at the touch of a button.

Reduce workload and achieve consistent results

Reduce workload and image variability through guided and automated workflow assistance to support on your aim of delivering consistent results independent of technologist experience.

Smart integrated features



SmartExam

uses the power of AI¹ to automate geometry planning and execution of complete MR exams.⁵ With SmartExam, a remarkable 80% of exams can be performed with a single click.



ScanWise Implant⁶

allows technologists to efficiently and confidently scan patients with MR Conditional implants. It delivers step-by-step guidance to enter the condition values of the implant manufacturer, even before the patient arrives. Your MR system then automatically applies these values for the entire examination.



AutoVoice

reduces workload, ensures that patients are receiving consistent instructions and supports exam compliance by telling patients what to expect and what is expected of them. It announces scan duration and table movements, and provides breath hold guidance.

Access clinical enhancements and insights

Access, analyze and quantify data in one unified view, covering multiple clinical domains, including neurology, oncology and cardiology. MR Console Plus brings you clinical enhancements and insights through to a comprehensive set of high-end and routine Advanced Visualization applications, such as Permeability Analysis* and Cartilage Assessment*, that are seamlessly integrated at your fingertips. MR Workspace Advanced Visualization shares the same harmonized user experience as the IntelliSpace Portal solution, which may help to reduce training requirements and allowing you to streamline and scale your AV functionality from the console to an enterprise AV solution.

Expert guidance for efficient post-processing

Support consistency in post-processing regardless of technologist expertise and experience. Every AV app includes user guidance that coaches technologists step-by-step. When AV processes require handoff, the technologist can begin the analysis, save their work, and send it to a radiologist anywhere within the enterprise, who can pick up where the technologist finished. This shortens time-to-report by reducing post-processing and potentially reduces reading time for radiologists. AV results are sent to PACS in 30% less time³.



MR Day Manager: Your schedule. Under control.

Patients who need extra time and reassurance, critical patients from the emergency department and unexpected requests for inpatient studies can make it challenging to stay on schedule. MR Workspace puts your staff in control of the daily schedule with the industry-exclusive MR Day Manager.

MR Day Manager allows technologists to plan exams before the scheduled time, which decreases time spent gathering data when the patient arrives. With vital patient and schedule information from the HIS/RIS fully integrated in MR Day Manager and available at the click of a mouse, technologists can assign ExamCards before the patient arrives, anticipate roadblocks, and prepare for special situations by entering MR Conditional implant information, pregnancy status, and ambulatory information. MR Day Manager also alerts technologists when a patient has arrived.

Controlling schedule drift may decrease patient waiting times, enhancing the patient experience. It also potentially may decrease staff overtime and enable higher patient throughput.



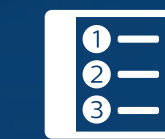
Schedule information

- When does the next exam start?
- Am I running on schedule?
- Who is the next patient?
- Are there any notes for this exam?
- Did the patient arrive?




Patient characteristics

- Is this an in- or out-patient?
- Does this patient have an implant?
- Is this patient pregnant?
- Is contrast required for this study?
- Are there breathholds in this study?



Guidance on open tasks

- Is an ExamCard selected?
- Are there open post-processing tasks?
- Is experting finished?
- Is all mandatory info filled in?



AI recommendations

Machine learning recognizes which protocols are used and maps these to RIS codes.

Protocol Assistant recommends up to 3 protocols and visually indicates quality of match.



Full control

Protocol Assistant allows a lead tech to reset learnings or always overrule recommendations with a default protocol.



Scable

Trained databases can be exported to other scanners to apply the same recommendations within the fleet.

AI-driven to deliver consistent results

MR Day Manager's Protocol Assistant introduces the advantages of AI¹ for all examinations and anatomies, recognizing your preferred protocols for each clinical indication and suggesting the most used protocol for the clinical indication. Protocol Assistant visually indicates the quality of the match, eliminating guesswork and supporting your aim to deliver consistent quality over multiple exams.

When needed, a technologist can overrule recommendations or reset learnings when new protocols are updated or preferred. You can export the Protocol Assistant database to your other Philips scanners, so there is consistency throughout the department and new scanners instantly have the same database to consult.

MR Console Pro: Your workload. Managed.

The number of parallel tasks that must be performed in the control room by the technologist is staggering. Often, keeping on schedule requires finishing with post-processing one exam or preparing for the next patient while also scanning a patient. Technologists need tools that will help them to efficiently parallel task without stress, while keeping focus on the patient and achieving quality results with confidence.

MR Console Pro supports patient focus while enabling parallel tasking, making work productive and satisfying. The high-definition dual monitor set-up allow the technologists to:

- ✓ Never lose sight of your current patient, even while parallel tasking
- ✓ Assess the quality of the current exam real-time which may help you to detect motion artifacts without sharing a screen with other tasks
- ✓ Finish post-processing without delaying the next patient
- ✓ Perform advanced visualization to obtain more diagnostic information without toggling between screens

In high volume departments as well as those that sometimes operate with a single technologist in the off-hours, the ability to parallel task provides a significant level of clinical workflow control and ensures that patient focus is always maintained.



MR Smart Workflow in the control room

Work smart from the start

With Philips MR Workspace, you can create highly personalized exams of virtually any patient, even your most challenging ones and with MR Smart Workflow you can even work smarter from the start. Smart Workflow simplifies MR exams at every stage of the process – in the exam room and in the control room. It takes advantage of AI technology to guide and coach operators where needed and automate where possible. Smart Workflow eliminates time-consuming manual tasks, so your MR staff has the bandwidth to efficiently watch over patients of varying conditions and deliver the consistent quality care they deserve.

Focus on patients, not technology

Imagine automating planning of 80% of MR examinations – directly at the MR console. MR Smart Workflow with MR Workspace makes it possible. Your staff can spend less time with manual tasks and focus more on who matters most, the patients. Even inexperienced operators can scan with confidence, giving patients peace of mind that they're in good hands – and leading to consistent quality MR results.

Automated patient-centric workflow can enhance productivity, increase throughput, and improve the MR experience – for patients and staff alike

Smart Workflow in the control room



Confidence for MR conditional implants

The exam starts automatically when door closes.



Automated planning and scanning with AI

The AI engine streamlines geometry planning and execution of complete MR exams.



Automated patient coaching

Patients get informed with automated instructions and announcements throughout the exam.



Automated post-processing

Post processing with guidance and automation is fully integrated.



AI reconstruction at the source

No compromise on speed and quality by using AI at the source of image reconstruction.



Plan your day in advance

See the entire schedule in advance and prepare exams before patient arrival.

References:

1. According to the definition of AI from the EU High-Level Expert Group.
2. The addition of step-by-step guidance and automation of routine and complex post-processing applications can now be performed by the technologist on the console, saved via bookmark functionality, and handed off to the radiologist. which reduces time to results.
3. Compared to R5 software.
4. Based on initial results of the System Usability Scores of Marien hospital Stuttgart. Results from case studies are not predictive of results in other cases. Results in other cases may vary.
5. SmartExam is not available to patients with MR Conditional implants.
6. Only for use with MR Safe or MR Conditional Implants by strictly following the Instructions For Use.



Contact information:

How to reach us
www.philips.com/mrworkspace
healthcare@philips.com