



Philips Daily
Collection
Coffee maker

- With glass jug
- With timer
- Black & metal

HD7459/20

Simply good coffee

With aroma twister for the best taste experience

Enjoy the taste and aroma of freshly brewed coffee with this reliable Philips coffee maker. Thanks to the aroma twister, enjoy an optimal taste in each cup of coffee. With the timer, you can wake up with the smell of fresh coffee.

Great taste and aroma

- Aroma twister circulates the coffee for an optimal taste

Designed around you

- 1,2 Liter capacity for 2 - 15 cups


Easy to experience

- Drip stop to pour a cup of coffee whenever you like
- Water level indication for easy filling
- Auto shut-off after 30 min. for energy saving and safety
- Dishwasher-safe parts for easy cleaning
- Timer to wake up with the smell of fresh coffee

PHILIPS

Highlights


Automatic shut-off (30 min)



Auto-off


30 Minutes after brewing your coffee, the coffeemaker switches off automatically for energy saving and safety. This is according to EU regulation, which is applicable for all coffee makers in the EU.

Drip stop



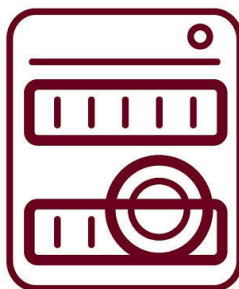
The drip stop allows you to pour a cup of coffee before the full brewing cycle is finished.

Aroma twister



This smart nozzle inside the jug circulates the inflowing coffee evenly through the jug for an optimal and consistent aroma, from the first to the last cup.

Dishwasher-safe parts



The jug and filter holder can be easily cleaned in the dishwasher.

Timer



Wake up with the smell of fresh coffee thanks to the timer. Prepare your coffee maker, set

the time, and a fresh jug of coffee is brewed at the time you desire.

Smart water level indication



Fill the water tank easily and precisely with the water level indication.

1.2 Liter capacity



This coffee maker can brew 2 up to 10 (large) / 15 (small) cups of coffee. This is maximum 1,2 liter. However, this coffee maker has a compact design and takes little place in your kitchen.

Specifications

Country of origin

- Made in: China

Accessories

- Included: Glass jug

Technical specifications

- Voltage: 220 - 240 V
- Cord length: 0.85 m
- Frequency: 50/60 Hz
- Capacity water tank: 1.2 L
- Capacity water tank: Up to 15 cups
- Brewing time for a jug: 10 minute(s)

Design

- Color: Black & Metal

Weight and dimensions

- Dimensions of packaging (WxDxH): 299 x 260 x 380 mm
- Dimensions of product (WxDxH): 210 x 240 x 320 mm

- Weight incl. packaging: 1.94 kg
- Weight of product: 1.42 kg

General specifications

- Suitable for: Ground coffee powder
- Ease of cleaning & maintenance: Removable filter holder, Dishwasher-safe parts
- Ease of use and comfort: Display, Water level indication, Automatic shut-off, Drip stop, Preset timer
- Special functions: Aroma twister
- Type of display: LCD
- Coffee drinks: Drip filter coffee

Finishing

- Material of main body: Stainless steel & plastic
- Material water tank: Plastic

Service

- 2-year guarantee

Sustainability

- Power consumption brewing: 1000 W



Issue date 2023-08-14

Version: 7.7.1

© 2023 Koninklijke Philips N.V.
All Rights reserved.

Specifications are subject to change without notice.
Trademarks are the property of Koninklijke Philips N.V.
or their respective owners.

www.philips.com