

PHILIPS

Wake-up Light

HF3471/60



Wake up naturally

with a Wake-up Light that gradually wakes you up

The Wake-up Light uses a unique combination of light therapy and sound to wake you up in a gentle and natural way so you are ready for the day ahead. From now on waking up will be a pleasant experience.

Soft rising light and sound wakes you gradually

- Soft rising light wakes you gradually
- Up to 250 lux for natural awakening
- Choice of 3 natural and pleasant wake-up sounds

Drift to sleep naturally

- Drift to sleep with gradually dimming light and sound

Easy to use


- Can be used as bedside lamp for pleasant reading
- Replaceable halogen lamp

Proven benefits

- Research shows that users find it easier to get out of bed
- Clinically proven to make waking up more pleasant
- 100 years of Philips expertise in light technology

Highlights

Light wakes you gradually



The light intensity from your wake-up light gradually increases in 30 minutes before your set wake up time. Light falls on your eyes and increases the level of energy in your body, gently preparing your body to wake up. This makes waking up a more pleasant feeling.

250 lux light intensity



The sensitivity to light differs a lot per person. In general, when using a higher light intensity a person needs less time to become fully awake. The light intensity of the Wake-up light can be set up to 250 lux. This makes sure you can wake up to the light intensity that suits your personal preference best.

3 natural wake-up sounds



At your set wake-up time, you will start hearing a natural sound or the selected radio station. It starts out quietly and takes a minute


and a half to reach the volume level you selected. There are three sounds you can choose from: morning birds, a beep sound and wind chimes. The gradually increasing sound will make the wake up process even more pleasant, ensuring you're never rudely awakened.

Drift to sleep naturally



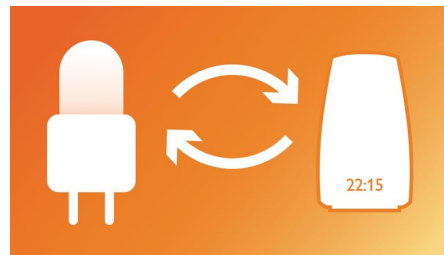
The gradual decreasing light and sound help you to drift to sleep. You can set your preferred time for the duration of the dusk simulation.

Bedside lamp



The 20 different brightness settings allow you to use the product as a bedside lamp

Replaceable halogen lamp



The Wake-up Light makes use of a replaceable halogen lamp for the natural sunrise simulation.

Independent research



Independent research* shows that 8 out of 10 Wake-up Light users, found it easier to get out of bed. MatrixLab BE, NL, D, AT, CH 2011; n=209

Clinically proven



It has been clinically proven that light wakes you up more pleasantly and improves the quality of waking up.

Philips expertise



Brought to you by Philips, who has over 100 years of leadership in light therapy technology.

Specifications

Well-being by light

Wake-up gradually
Increase alertness
Drift to sleep naturally

Comfortable light

Sunrise simulating process: 30 minute(s)
Brightness settings: 20
Dusk simulation: 15 min, 30 min, 45 min, 60 min, 90 min, adjustable
Light Intensity dimmer: Yes, 20 levels
Light intensity: 0-250 Lux at 40-50 cm
Replaceable lamp

Sound

FM radio
Number of Wake-up Sounds: 3

Easy to use

Display brightness control: 4 settings
On/off button
Number of alarm times: 1
Snooze button for sound: 9 minute(s)
Snooze type: Snooze button
Electricity back-up function: 15 minute(s)
Anti-slip rubber feet
Instore demo function

Safety

cULus
FCC Part 15 compliance
UV-free: UV-free

Technical specifications

Power: 85 W
Voltage: 110 V
Frequency: 60 Hz

Insulation: Class II (double isolation)

Lifetime of lamps: expected >4.000 hours

Type of lamps: Philips Halogen Lamp 100W, 12V, GY6.35

Cord length: 200 cm

Weight and dimensions

Product dimensions: 25.2 (height) x 17.0 (diameter) cm

Product weight: 1.45 kg

Box dimensions (WxHxD): 19.5 x 30 x 19 (WxHxD) cm

Box weight: 1.7 kg

Logistic data

CTV code: 884347160

Country of origin: China

