

PHILIPS

AVENT

Single Electric Breast
Pump

Breast pumps

Single

Advanced

Corded use

SCF391/62



Fast and incredibly gentle

Natural motion technology for quick milk flow

Inspired by baby's unique combination of suckling and massage, Natural Motion technology powerfully combines suction and nipple stimulation for quick letdown and milk flow. Finding the right nipple is important. See more information below.

Other benefits

- Explore our bottle range
- Choose the right nipple flow for your baby

Personalized and easy to use

- Minimal parts and intuitive setup
- Pause/Play function
- Memory function
- Quiet motor for a discreet experience anywhere

Gentle and comfortable

- Express without leaning forward
- Soft and adaptive silicone cushion
- Personalized experience, 8 + 16 setting levels

Quick expressing, more milk in less time*

Finding the right nipple is important

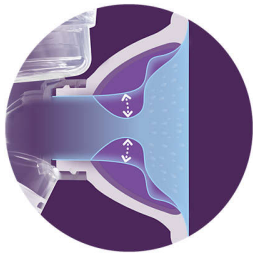
Breast pumps

Single Electric Breast Pump

SCF391/62

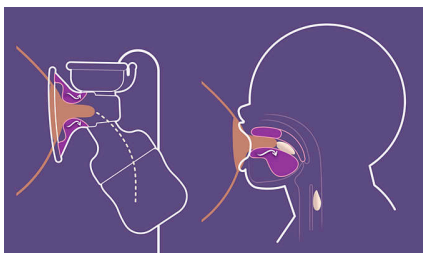
Highlights

Quick milk flow*



Express more milk in less time* with a flange that stimulates the breast to express milk just like baby. It seamlessly adjusts from stimulation mode to expression mode*, and applies just the right amount of nipple stimulation and suction for maximum milk flow. Based on milk flow initiation time (time to Milk Ejection Reflex - MER) results.*

Adapts to your nipple



Because we all come in different shapes and sizes, the soft silicone flange gently flexes and adapts to fit both size and shape of the breast. It fits nipple sizes of up to 30mm/1.18 inches.

Finding the right nipple is important



If your newborn baby is consistently not taking enough milk throughout the feeding sessions or has complications in getting milk, switch to a

nipple with a higher flow rate. If persistent feeding issues occur, consult a healthcare professional.

Find the right nipple flow



Every baby feeds differently, and develops at their own pace. We've designed a range of flow rates so you can find the perfect one for your baby and personalize your bottle. All of the Natural Response Nipples are made of soft silicone.

Sit comfortably



Feel relaxed as you express thanks to a design that lets you sit upright rather than having to lean forward. No need to lean forward, clinically proven comfortable expressing position*. Based on product clinical trial results with 20 participants (2019); 90% of participants find the expressing position comfortable (single electric); 95% of participants find the expressing position comfortable (double electric).

Personalize to your needs



Finely tune every session to your needs with a wide range of stimulation and expression settings. Our breast pump offers 8 stimulation and 16 expression levels for a personalized experience.

Express anywhere discreetly



Express whenever and wherever you like thanks to our quiet motor with a slimline design.

Clean and setup easily



Our closed expression system means milk stays out of tubing so there's less to clean. Fewer parts also make it a breeze to put back together again.

Breast pumps

Single Electric Breast Pump

SCF391/62


Highlights

Pause whenever you like



If you need to adjust or take a break, the start/pause button is always at your finger tips.

Save your favourite settings



Know what you like? The breast pump automatically remembers your last settings, so all you need to do is sit down and press start.

Explore our bottle range

Our bottles are available in different sizes to better suit your baby's needs. Choose from a range of options to find the perfect fit for your little one, ensuring comfort and convenience at every stage.

Specifications

Material

Bottle: BPA free*, Polypropylene

Nipple: BPA free*, Silicone

Breast pump: BPA-free* (food contact parts only)

Ease of use

Breast pump use: Easy cleaning, Intuitive assembly, memory function

Functions

No leaning forward: Sit in a comfortable position

Settings: 16 expression levels, 8 stimulation levels

Soft massage flange: Gentle stimulation

Development stages

Stage: 0 - 6 months



* Based on milk flow initiation time (time to Milk Ejection Reflex - MER) results from clinical trial with 20 participants (Netherlands, 2019) compared to time to MER results for other Philips predecessor pump technology from Feasibility study with 9 participants (Netherlands, 2018).

* 1)Mangel et al. Breastfeeding difficulties, breastfeeding duration, maternal body mass index, and breast anatomy: are they related?. Breastfeeding Medicine, 2019, (109 participants, Israel); (2)Ziemer et al. Skin changes and pain in the nipple during the 1st week of lactation.

* Journal of Obstetric, Gynecologic & Neonatal Nursing, 1993, (20 Caucasian participants, USA); (3)Ramsay et al. Anatomy of the lactating human breast redefined with ultrasound imaging, 2005, (28 participants, Australia).

* BPA Free breast pump: Only associated with the bottle, and other parts that come into contact with breast milk. Following EU regulation, 10/2011.