


Loki DI China_Offline

90x127mm

Connectivity

You can use the app to control the purifier and check air quality. Download and install the Philips app **Clean Home+**. Open the app and click on "Connect a New Device" or press the "+" button to connect your device. Please follow the steps in the app.



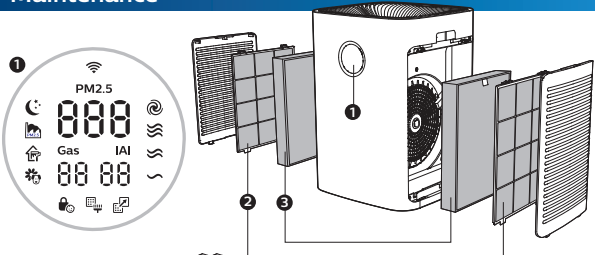
Control

Power	Light on/off	Auto mode	Fan speed	Child lock	Filter reset

Display

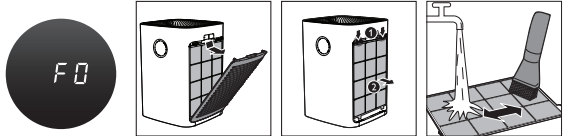
Sleep mode	Speed 1	Speed 2	Speed 3	Turbo speed								
Replace filter alert	Clean pre-filter alert	Pollution mode	Formaldehyde mode	Allergen mode								
Gas indicator	Indoor allergen index	PM2.5 indicator	WiFi indicator	Air quality ring								
Gas index from L1-L4, L1 indicates best air quality	Allergen index 1-12, 1 indicates best air quality			<table border="1" style="width: 100%; text-align: center; border-collapse: collapse;"> <tr> <td></td> <td></td> <td></td> <td></td> </tr> <tr> <td>Good</td> <td>Fair</td> <td>Poor</td> <td>Very poor</td> </tr> </table>					Good	Fair	Poor	Very poor
Good	Fair	Poor	Very poor									

Maintenance




1. PM2.5 display
2. Pre-filter x 2
3. NanoProtect filter Pro S3 x 2

When display shows F0



• Time to clean the pre-filter

When display shows A3



• Time to replace NanoProtect filter Pro S3

! Press for 3 seconds to reset after cleaning or replacing accessory

The filter may produce smell after being used for a while because of the absorption of indoor air. Remove the filter and place it where it has direct sunlight and ventilation for several hours. Re-install and try using it again. If the odor remains, please replace the filter.

4241 211 02543

Loki DI China_Offline

90x127mm

连接

您可以使用应用程序连接，控制净化器并检测空气质量。
 下载并安装
飞利浦智净家
 打开应用程序，点击“连接新设备”或者“+”连接装置。
 请按照应用程序中的步骤操作。



控件

电源

开/关灯

自动模式

风扇速度

童锁

过滤网重置

睡眠模式

速度1

速度2

速度3

劲速

过滤网更换提醒

预过滤网清洁提醒

去污染原模式

去甲醛模式

去过敏原模式

显示

Gas

IAI

PM2.5

WiFi

空气质量

气态污染物指示

室内过敏原指数指示

PM2.5 指示

WiFi 指示灯

空气质量指示灯

气体异常指数从L1到L4，L1表示空气质量最佳

过敏原指数从1到12，其中1表示空气质量最佳

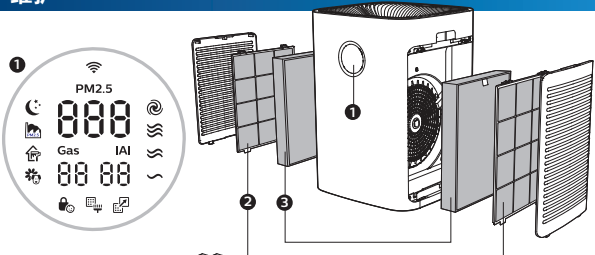
良好

一般

较差

非常差

维护



2 预过滤网 x 2

3 纳米级劲护滤网 专业S3型 x 2

当显示屏显示 F0 时

•需要清洁预过滤网

当显示屏显示 A3 时

•需要更换纳米级劲护滤网 专业S3型

! 在清洁或更换配件后按 3 秒重置该配件。

滤网使用一段时间后可能会散发异味，这是因为吸附了室内的气味导致。建议您将滤网置于阳光底下晾晒后继续使用。如晾晒后异味仍较明显影响使用体验，建议更换滤网。

4241 2111 02533