

PHILIPS

Kettle


1.7 L 3000 W

1 cup indicator

White grey

Hinged lid

HD4644/00



Boil just what you need

Save up to 66% energy

The unique "one cup indicator" feature of this stylish designed kettle allows you to boil only the water you need. Therefore, you can easily save up to 66% energy and reduce your impact on environment

Boil what you need

- One cup indicator to boil only the water you need

Easy to experience

- Easy lid and spout filling
- Hinged lid with large opening for easy filling and cleaning
- Easy to read water level indicators on both sides
- Light indicates when the kettle is switched on
- Power cord winder for easy storage
- Cordless 360° pirouette base for easy lifting and placing

Fast boiling and easy cleaning

- Flat heating element for fast boiling and easy cleaning
- Anti-limescale filter for a clear cup of water

Safe to use

- Multi safety system




asimpleswitch.com



asimpleswitch.com

Highlights

One cup indicator



Enabling consumers to boil the amount of water they need, and therefore saving of up to 50% energy and water, contributing to a better environment.

Pilot light



Elegant red light incorporated in the on/off switch indicates when the kettle is on.


Easy lid and spout filling



The kettle can be filled via the spout or by opening the lid.



Flat heating element



The stainless steel concealed element of the Philips kettle ensures fast boiling and easy cleaning.

Cordless 360° pirouette base



Cordless 360° pirouette base for easy lifting and placing.

Multi safety system

Multi safety system against boil-dry, with auto switch off when ready.

Specifications

Design specifications

Color(s): bright white - grey

Materials: Heating element: Stainless steel, Housing: Polypropylene/ ABS, Switch & toolholder: Polypropylene

General specifications

Cordless

Non slip feet

Ergonomic grip

Easy spout filling

Wide opening lid

Cord storage

Automatic shut-off

Boil-dry protection

360 degrees base

Lid as well as spout filling

Flat heating element

Technical specifications

Capacity: 1.7 L

Power: 2500-3000 W

Cord length: 0.75 m

Voltage: 220-240 V

Frequency: 50-60 Hz

Dimensions

Product dimensions (WxDxH):

16x24.4x22.2 cm

Packaging dimensions (WxDxH):

23x19x27.5 cm

Service

2-year worldwide guarantee



asimpleswitch.com

Philips Green Logo

Philips Green Products can reduce costs, energy consumption and CO2 emissions. How? They offer a significant environmental improvement in one or more of the Philips Green Focal Areas – Energy efficiency, Packaging, Hazardous substances, Weight, Recycling and disposal and Lifetime reliability.