

# PHILIPS

Super-automatic  
espresso machine

4000 Series

Brews 8 coffee varieties

Integrated milk jug & frother

Silver

5-step adjustable grinder



HD8847/15



## Great espresso and the taste of filter coffee Always from fresh beans

In the mood for your morning coffee, or up for a strong espresso? The unique CoffeeSwitch allows you to swap from espresso to the taste of filter coffee for those who like filter coffee, both from fresh beans, at the flip of a lever.

### Any coffee for any moment

- The taste of Filtercoffee from fresh beans with CoffeeSwitch
- One-touch creamy cappuccinos with the integrated milk carafe

### Your fresh coffee experience

- 20,000 cups of finest coffee with durable ceramic grinders
- Adjustable grinding settings for your preferred taste
- Customize your coffee with the coffee strength selection

### Easy to use

- Easily operate your machine via the Intuitive display
- Fits your cup thanks to the adjustable coffee spout

### Easy to clean and maintain

- Delight without hassle: high capacity in a compact design
- Easy cleaning thanks to the fully removable brewing group
- Auto-cleaning cycle & descaling program

# Highlights

## CoffeeSwitch



Finally the taste of filter coffee from a full automatic espresso machine! Enjoy your morning coffee or your strong espresso by simply pulling the lever. The unique CoffeeSwitch allows you to choose the perfect type of coffee for any moment or mood, from freshly ground beans.

## Integrated milk carafe




Enjoy super creamy cappuccinos at the perfect temperature, in the easiest way possible. Simply pour milk into the carafe, plug it into the machine, and select your preferred beverage. Whether it's a cappuccino or frothed milk, your drink will be served within seconds, with a splash-free flow at the ideal temperature.

## 100% ceramic grinders




Our grinders are 100% pure ceramic: extremely hard and precise, so you can enjoy fresh aromatic coffee, for at least 20.000 cups.

## Adjustable grinding settings



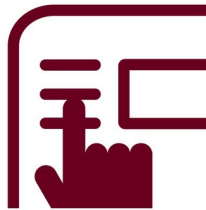
You can adjust the granularity of the grinders at 5 different levels. Choose the finest grinding for a full bodied espresso, all the way up to the coarsest for a lighter coffee, all according to your preferred taste.

## Customize your coffee




You will always get a perfect cup of coffee brewed to your personal preference thanks to the temperature, length and strength selection. Moreover, the memo function allows you to save the coffee length for each drink. Enjoy a superb coffee in your favorite cup, all at the touch of a button.

## Intuitive Display



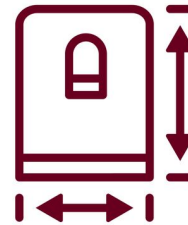
The intuitive display shows you all relevant information to easily interact with your machine and get the best performance. The buttons on the front panel offer you a selection of one-touch beverages ready at your fingertips.

## Adjustable coffee spout



No matter the size of your favorite glass or cup, with one movement the coffee spout adjusts so that all the aromas are preserved and your coffee stays perfectly hot, right in your cup. At its highest position the spout can even fit a 5.9 in. (15 cm) latte macchiato glass.

## High capacity & compact design



Enjoy more room and go longer without refill thanks to the high-capacity bean, water, and waste containers in a super-compact design. This smart, fully automatic machine provides you with maximum convenience, top notch performance, and large capacities (a 60.8 oz. (1.8 l) water tank, 16.9 oz. (0.5 l) milk carafe, 0.5 lb (250 g) bean container, and a waste container capacity of up to 15 servings).

## Fully removable brewing group



The brewing group is the heart of every fully automatic coffee machine, and should be cleaned once a week. Our brewing group is easily accessible from the side, and can be removed with just one click for easy washing under the tap.

# Specifications

## Design

Color: Silver

## Finishing

Material boiler: Stainless steel (Inox)

Material drip tray: Stainless steel

Material of main body: Plastic

Material of spout: Metal & plastic

Material water tank: Plastic

## Country of origin

Made in: Romania

## General specifications

Coffee strength settings: 5

Suitable for: Whole coffee beans, ground coffee powder

Cups at the same time: 2

Customizing per drink: Adjustable coffee strength, Adjustable cup volume

Ease of cleaning & maintenance: Automatic

de-scaling cycle, Automatic rinse cycle, Optional Brita water filter, Descale indicator, Automatic carafe cleaning, Removable brewing group

Ease of use and comfort: Removable spout, Automatic stand-by, Display, Removable drip-tray, Removable water tank, Automatic shut-off

Grinder settings: 5

One touch variety: 4

Special functions: Ceramic grinder, CoffeeSwitch, Hot water option, Integrated carafe, Manual milk frother Pannarello, Ground coffee option, Pre-brewing, Steam option

Type of carafe: Basic carafe

Type of display: LCD

Coffee drinks: Espresso

## Service

2-year guarantee

## Sustainability

Power consumption brewing: 1850 W

## Technical specifications

Brewing time one cup: 45 (espresso) to 100 (long coffee) sec

Capacity bean container: 250 gr

Capacity milk carafe: 500 L

Capacity waste container: 15 servings

Capacity water tank: 1.8 L

Frequency: 60 Hz

Max. cup height: 152 mm

Voltage: 230 V

Water boilers: 1

Cord length: 80 cm

Product dimensions: 215 x 330 x 429 mm

Weight of product: 7.2 kg

