

PHILIPS

Steam iron

Azur

Steam 50g/min; 180g steam boost

SteamGlide Plus soleplate

Safety Auto Off

2600 Watts

GC4850/02



Designed for perfection

Iron with powerful steam performance

This new Philips Azur GC4850/02 iron comes with an optimal design and weight to maneuver the iron easily over the garment, even into the hard to reach areas. With its powerful steam performance it gives you all you need for perfect results.

Easily removes creases

- Steam output of up to 50 g/min for better crease removal
- 2600 W for quick heat up and powerful performance
- Steam boost up to 180 g

Easy gliding on all fabrics

- SteamGlide Plus: perfect mix between gliding and stretching

Longer lifetime

- Double Active Calc System prevents scale build-up

Designed for perfect results

- Optimal design to manoeuvre the iron easily over the garment
- Lightweight to move the iron easily on and off the board
- Steam tip allows you to have steam in hard-to-reach areas
- Sideways opening filling door
- Automatically turned off for safety and energy saving



asimpleswitch.com

Highlights

Automatic shut-off

Safety auto off

The safety auto off function automatically switches off the appliance if it has not been used for a few minutes, also saving energy.

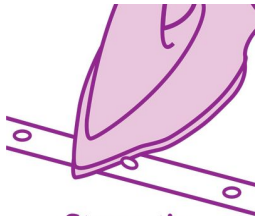
Double Active Calc System



Double active calc

Double Active Calc system of your Philips steam iron prevents scale build-up through anti scale pills and an easy to use calc clean function.

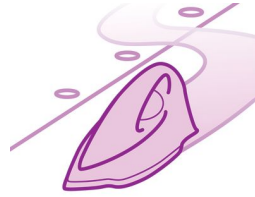
Steam tip



Steam tip

The unique steam tip of this Philips iron, combines a particularly pointed front of the soleplate with special elongated steam slots in the tip, to reach right into the smallest and most difficult areas for the best ironing results.

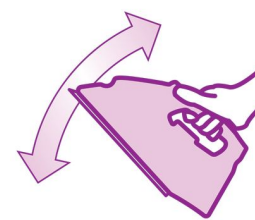
Easy to handle



Easy to handle

The Philips steam iron is designed to manoeuvre it easily over the garment and enabling you to reach easily even the hardest to reach areas.

Lightweight iron



The iron has an optimal weight of 1.6kg making it easy to constantly place the iron on the board and back to its heelrest.

2600 W for quick heat up

2600 W max

2600 W for quick heat up and powerful performance.

Steam up to 50 g/min



50 g

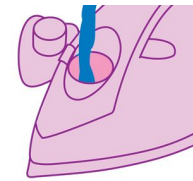
Continuous steam output of up to 50 g/min gives you the perfect amount of steam to efficiently remove all creases.

Steam boost up to 180 g



The steam boost can be used for vertical steaming and tough creases.

Easy filling



Sideways opening

Sideways opening filling door

SteamGlide Plus soleplate

For the best results you need a soleplate that has the optimal balance between gliding and stretching. This is offered through SteamGlide Plus with its easy glide zone and perfect stretch zone.



asimpleswitch.com

Philips Green Logo

Philips Green Products can reduce costs, energy consumption and CO2 emissions. How? They offer a significant environmental improvement in one or more of the Philips Green Focal Areas – Energy efficiency, Packaging, Hazardous substances, Weight, Recycling and disposal and Lifetime reliability.

Specifications

Fast & powerful crease removal

Continuous steam output: 50 g/min

Steam boost: 180 g

Variable steam settings

Vertical steaming

Steam tip

Soleplate: SteamGlide Plus

Spray

Power: 2600 W

Ionic deep steam

Comfortable ironing

Cord length: 2.5 m

Easy to use

Fast and easy filling

Drip stop

Water tank capacity: 350 ml

Cord storage: Cord clip

Power cord length: 2.5 m

Safety auto off

Filling and emptying water: Sideways opening door

Soft grip

Calc management

Calc clean solution: Double active calc clean

Technical specifications

Weight of iron: 1.6 kg

Voltage: 220 - 240 V

