

PHILIPS

Super-automatic
espresso machine

2000 Series

Brews 1 coffee variety

Red/Black

5-step adjustable grinder

HD8650/21



Taste the flavors of your favorite coffee beans With 100% ceramic grinders for perfect taste

Whatever blend of coffee you like, you can grind the beans fresh on the spot extracting maximum flavors thanks to the ceramic grinders that don't overheat the beans.

Your coffee selection at one touch

- Espresso from fresh beans at the touch of a button

Your fresh coffee experience

- 20,000 cups of finest coffee with durable ceramic grinders
- Adjustable grinding settings for your preferred taste
- Get a personalized coffee length thanks to the Memo function

Easy to use

- Easily operate your machine via the Intuitive user interface
- Fits any kitchen thanks to the small size and frontal access

Easy to clean and maintain

- Easy cleaning thanks to the fully removable brewing group
- Auto-cleaning cycle & descaling program

Highlights

One touch espresso from beans



You can get a perfectly brewed espresso, or two at once, right in your cup from freshly ground beans by simply pushing a button and waiting a few seconds.

100% ceramic grinders




Our grinders are 100% pure ceramic: extremely hard and precise, so you can enjoy fresh aromatic coffee, for at least 20.000 cups.

Adjustable grinding settings



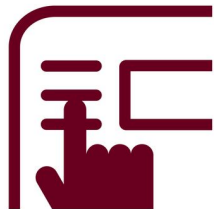
You can adjust the granularity of the grinders at 5 different levels. Choose the finest grinding for a full bodied espresso, all the way up to the coarsest for a lighter coffee, all according to your preferred taste.

Length Memo function



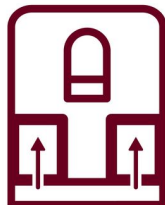
You will always get a perfect cup of coffee brewed to your personal preference thanks to our memo function, which allows you to adjust and save the coffee length in your cup. Enjoy a superb coffee in your favorite cup, all at the touch of a button.

Intuitive user interface



The simple and intuitive user interface, with its large buttons, helps you to easily interact with your machine and get the best performance.

Small size and frontal access



It doesn't matter how big your kitchen is: this machine fits even the smallest spaces, and it is extremely convenient as you can access the


water and waste containers from the front. Designed for making your coffee enjoyment easier.

Fully removable brewing group



The brewing group is the heart of every fully automatic coffee machine, and should be cleaned once a week. Our brewing group is easily accessible from the side, and can be removed with just one click for easy washing under the tap.

Auto-cleaning & descaling



This espresso machine is designed to automatically clean its coffee circuit with water when starting up or turning off to ensure a great, fresh taste with each cup of coffee. Regular descaling prolongs the life of your espresso machine. This machine will not only warn you when descaling is needed, but will guide you through the automated descaling process with clear on-screen messages when necessary.

Specifications

Sustainability

Power consumption brewing: 1400 W

General specifications

One touch variety: 1

Grinder settings: 5

Customizing per drink: Adjustable cup volume

Coffee drinks: Espresso

Suitable for: Whole coffee beans

Cups at the same time: 2

Special functions: Ceramic grinder, Hot water option, Pre-brewing

Ease of cleaning & maintenance: Automatic rinse cycle, Optional Brita water filter, Removable brewing group

Ease of use and comfort: Removable drip-tray, Removable water tank

Finishing

Material drip tray: Stainless steel

Material of spout: Plastic

Material of main body: Plastic

Material water tank: Plastic

Material boiler: Stainless steel (Inox)

Weight and dimensions

Dimensions of product (WxDxH): 295 x 420 x 325 mm

Weight of product: 7 kg

Country of origin

Made in: Romania

Service

2-year guarantee

Technical specifications

Brewing time one cup: 45 (espresso) to 100 (long coffee) sec

Capacity water tank: 1 L

Max. cup height: 95 mm

Capacity bean container: 180 gr

Cord length: 0.8 m

Water boilers: 1

Capacity waste container: 8 servings

Frequency: 50 Hz

Voltage: 230 V

Pump pressure: 15 bar

