

# PHILIPS

## Steam iron

### Azur

Steam 50g/min; 200g steam boost

SteamGlide Plus soleplate

Safety Auto Off

2600 Watts

GC4860/27



## Designed for perfection

### Iron with powerful steam performance

This new Philips Azur iron comes with an optimal design and weight to maneuver the iron easily over the garment, even into the hard to reach areas. Together with its powerful steam performance it gives you all you need for perfect results.

#### **Easily removes creases**

- Steam output of up to 50 g/min for better crease removal
- 2600 W for quick heat up and powerful performance
- 200 g steam boost for the most stubborn creases

#### **Easy gliding on all fabrics**

- SteamGlide Plus: perfect mix between gliding and stretching

#### **Safe ironing**

- Iron switches off automatically when left unattended

#### **Designed for perfect results**

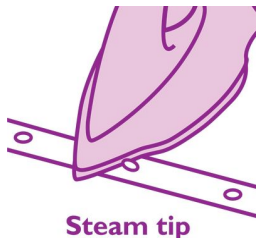
- Optimal design to manoeuvre the iron easily over the garment
- Lightweight to move the iron easily on and off the board
- Steam tip allows you to have steam in hard-to-reach areas
- Sideways opening filling door



[asimpleswitch.com](http://asimpleswitch.com)

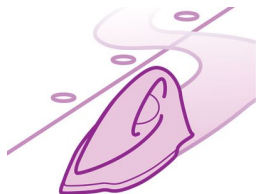
# Highlights

## Steam tip



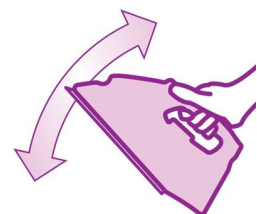
The unique steam tip of this Philips iron, combines a particularly pointed front of the soleplate with special elongated steam slots in the tip, to reach right into the smallest and most difficult areas for the best ironing results.

## Easy to handle



The Philips steam iron is designed to manoeuvre it easily over the garment and enabling you to reach easily even the hardest to reach areas.

## Lightweight iron



The iron has an optimal weight of 1.6kg making it easy to constantly place the iron on the board and back to its heelrest.

## 2600 W for quick heat up

**2600 W**  
max

2600 W for quick heat up and powerful performance.

## Steam up to 50 g/min



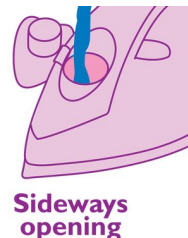
Continuous steam output of up to 50 g/min gives you the perfect amount of steam to efficiently remove all creases.

## 200 g steam boost



Applying the steam boost will release a steam shot up to 200 g to remove even the toughest creases

## Easy filling



Sideways opening filling door

## Automatic shut-off



The iron shuts off automatically when left unattended. If it is left on it's heelrest it will switch off in 8 minutes. When left on the soleplate or on the side, it only takes 30 seconds before the iron shuts off.

## SteamGlide Plus soleplate

For the best results you need a soleplate that has the optimal balance between gliding and stretching. This is offered through SteamGlide Plus with its easy glide zone and perfect stretch zone.



[asimpleswitch.com](https://asimpleswitch.com)

## Philips Green Logo

Philips Green Products can reduce costs, energy consumption and CO2 emissions. How? They offer a significant environmental improvement in one or more of the Philips Green Focal Areas – Energy efficiency, Packaging, Hazardous substances, Weight, Recycling and disposal and Lifetime reliability.

# Specifications

## Fast & powerful crease removal

Soleplate: SteamGlide Plus  
Continuous steam output: 50 g/min  
Steam boost: 200 g  
Vertical steaming  
Variable steam settings  
Spray  
Steam tip  
Power: 2600 W  
Ionic deep steam

## Easy to use

Water tank capacity: 350 ml  
Drip stop  
Safety auto off  
Cord storage: Cord clip  
Power cord length: 2.5 m  
Fast and easy filling  
Filling and emptying water: Sideways opening door  
Soft grip

## Calc management

Calc clean solution: Double active calc clean

## Technical specifications

Weight of iron: 1.6 kg  
Voltage: 220 - 240 V

