

PHILIPS

Steam iron

Azur

Steam 45g/min; 160g steam boost

SteamGlide soleplate

2600 Watts

GC4846/22



Designed for perfection

This new Azur comes with an optimal design and weight to maneuver the iron easily over the garment, even into the hard to reach areas. Together with its powerful steam performance it gives you all you need for perfect results.

Easily removes creases

- Steam boost up to 160 g
- 2600 W for quick heat up and powerful performance
- Steam output of up to 45 g/min for better crease removal

Easy gliding on all fabrics

- SteamGlide soleplate is Philips premium soleplate

Longer lifetime

- Double Active Calc System prevents scale build-up

Designed for perfect results

- Optimal design to manoeuvre the iron easily over the garment
- Lightweight to move the iron easily on and off the board
- Steam tip allows you to have steam in hard-to-reach areas
- Sideways opening filling door

Highlights

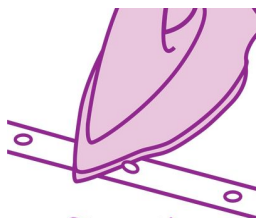
Double Active Calc System



Double active calc

Double Active Calc system of your Philips steam iron prevents scale build-up through anti scale pills and an easy to use calc clean function.

Steam tip



Steam tip

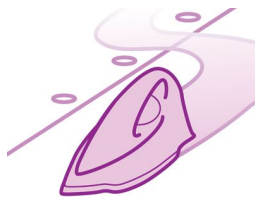
The unique steam tip of this Philips iron, combines a particularly pointed front of the soleplate with special elongated steam slots in the tip, to reach right into the smallest and most difficult areas for the best ironing results.

SteamGlide soleplate



SteamGlide soleplate is the best Philips soleplate for your steam iron. It has great scratch resistancy, glides excellent and is easy to clean.

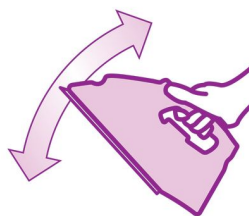
Easy to handle



Easy to handle

The Philips steam iron is designed to manoeuvre it easily over the garment and enabling you to reach easily even the hardest to reach areas.

Lightweight iron



The iron has an optimal weight of 1.6kg making it easy to constantly place the iron on the board and back to its heelrest.

2600 W for quick heat up

2600 W max

2600 W for quick heat up and powerful performance.

Steam up to 45 g/min



45 g

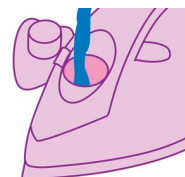
Continuous steam output of up to 45 g/min gives you the perfect amount of steam to efficiently remove all creases.

Steam boost up to 160 g



The steam boost can be used for vertical steaming and tough creases.

Easy filling



Sideways opening

Sideways opening filling door

Specifications

Fast & powerful crease removal

Soleplate: SteamGlide

Continuous steam output: 45 g/min

Steam boost: 160 g

Vertical steaming

Variable steam settings

Spray

Steam tip

Power: 2600 W

Comfortable ironing

Cord length: 2.5 m

Easy to use

Water tank capacity: 350 ml

Drip stop

Cord storage: Cord clip

Power cord length: 2.5 m

Fast and easy filling

Calc management

Calc clean solution: Double active calc clean

Technical specifications

Weight of iron: 1.6 kg

Voltage: 220 - 240 V

