

PHILIPS

Bagless vacuum cleaner

PowerPro Active

2000 W

EPA 10 filter

1.7 L



FC8671/01



High suction power with PowerCyclone 4 Quick and easy emptying

The new Philips PowerPro Active bagless vacuum cleaner delivers high cleaning performance, thanks to PowerCyclone technology and Multi Clean nozzle, engineered to maximize dust pick-up. The dust container is easy to empty, with no dust cloud

Remarkable cleaning results

- 2000 W motor for strong suction power
- PowerCyclone 4 technology separates dust and air in one go
- New Multi Clean nozzle for thorough cleaning on all floors

Effortless cleaning

- Long reach tool for difficult to access areas
- Soft brush integrated into handle, always ready to use
- Advanced dust container design for hygienic emptying
- ActiveLock couplings to easily adjust to each cleaning task
- Variable power setting

Clean air filter system

- EPA10 filter system with AirSeal for healthy air

Highlights

2000 Watt motor



2000 W motor generates strong suction power for excellent cleaning results.

PowerCyclone 4 Technology



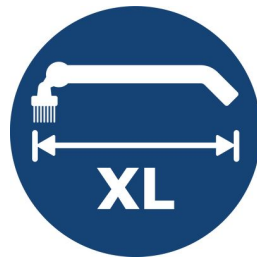
PowerCyclone 4 technology maximizes airflow and performance by separating dirt from air in one go. It delivers remarkable cleaning results through highly efficient steps: 1) Air enters fast into the PowerCyclone thanks to the straight and smooth air inlet. 2) The curved airpass quickly accelerates the air upwards in the cyclonic chamber to separate the dust from the air.

Multi Clean nozzle



The new Multi Clean nozzle delivers a thorough cleaning on all types of floors. The nozzle is designed to seal closely to the floor to ensure a good pick-up of even the fine dust.

Long reach tool



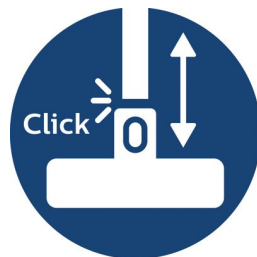
The Long reach tool is a clever accessory which helps you clean difficult areas like the top of the furniture or high shelves. The angle of the brush is adjustable, so you can have the exact instrument for your needs.

Soft brush at your fingertips



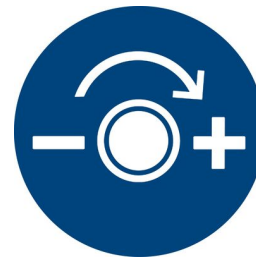
A dusting brush attachment is built right into the handle so it's always ready to use for furniture, flat surfaces and upholstery.

ActiveLock couplings



The ActiveLock couplings allow you to easily connect and disconnect the different nozzles and accessories from the telescopic tube while cleaning.

Power control



The variable power setting allows you to select the optimal level of suction for the different types of surfaces you vacuum.

EPA10 Clean air system



EPA10 filter and AirSeal capture the finest dust before the air is blown out for a dust-free environment and clean, healthy air.

Easy to empty dust container

The dust container is carefully designed to dispose collected dirt without creating a dust cloud. It is one-hand operated and thanks to its unique shape and smooth surface, you can easily control the emptying of the dust container.

Specifications

Performance

Airflow (max): 37 l/s
Input power (IEC): 1800 W
Input power (max): 2000 W
Sound power level: 80 dB
Suction power (max): 370 W
Vacuum (max): 33 kPa

Usability

Action radius: 9 m
Carrying handle: Top and front
Tube type: Metal 2-piece telescopic tube

Wheel type: Rubber

Tube coupling: ActiveLock

Power control: Electronic on appliance

Design

Color: Full red

Filtration

Dust capacity: 1.7 L
Exhaust filter: Microfilter
Motor filter: EPA 10 washable filter

Nozzles and accessories

Accessories included: Crevice tool, Integrated brush

Accessory storage: On tubeclip

Extra accessories: Long reach tool

Sustainability

Packaging: > 90% recycled materials

User manual: 100% recycled paper

Weight and dimensions

Dimensions of product (LxWxH): 473 x 304 x 301 mm

Weight of product: 6 kg

