

Philips Azur
Steam iron with
SteamGlide soleplate and
Automatic shut-off

Steam 50g/min; 180g steam boost

SteamGlide soleplate
Safety Auto Off
2600 Watts

GC4851/02



Designed for perfection

Iron with powerful steam performance

This new Philips Azur iron comes with an optimal design and weight to maneuver the iron easily over the garment, even into the hard to reach areas. Together with its powerful steam performance it gives you all you need for perfect results.

Easily removes creases

- 2600 W for quick heat up and powerful performance
- Steam output of up to 50 g/min for better crease removal
- Steam boost up to 180 g

Easy gliding on all fabrics

- SteamGlide soleplate is Philips premium soleplate

Safe ironing

- Iron switches off automatically when left unattended

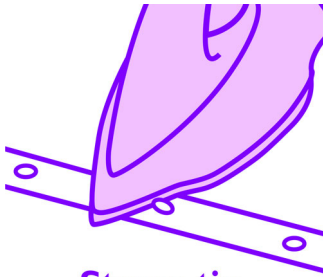
Designed for perfect results

- Optimal design to manoeuvre the iron easily over the garment
- Lightweight to move the iron easily on and off the board
- Steam tip allows you to have steam in hard-to-reach areas
- Sideways opening filling door

PHILIPS

Highlights

Steam tip



Steam tip

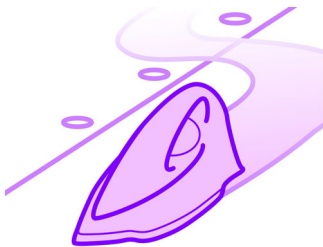
The unique steam tip of this Philips iron, combines a particularly pointed front of the soleplate with special elongated steam slots in the tip, to reach right into the smallest and most difficult areas for the best ironing results.

SteamGlide soleplate



SteamGlide soleplate is the best Philips soleplate for your steam iron. It has great scratch resistancy, glides excellent and is easy to clean.

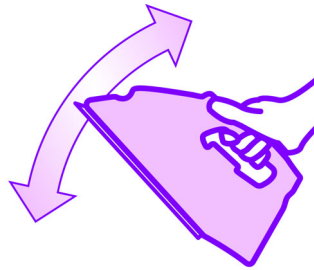
Easy to handle



Easy to handle

The Philips steam iron is designed to manoeuvre it easily over the garment and enabling you to reach easily even the hardest to reach areas.

Lightweight iron



The iron has an optimal weight of 1.6kg making it easy to constantly place the iron on the board and back to its heelrest.

2600 W for quick heat up

2600 W
max

2600 W for quick heat up and powerful performance.

Steam up to 50 g/min



50 g

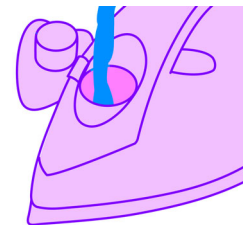
Continuous steam output of up to 50 g/min gives you the perfect amount of steam to efficiently remove all creases.

Steam boost up to 180 g



The steam boost can be used for vertical steaming and tough creases.

Easy filling



Sideways opening

Sideways opening filling door

Automatic shut-off

**Safety
auto
off**

The iron shuts off automatically when left unattended. If it is left on it's heelrest it will switch off in 8 minutes. When left on the soleplate or on the side, it only takes 30 seconds before the iron shuts off.

Specifications

Fast & powerful crease removal

- Soleplate: SteamGlide
- Continuous steam output: 50 g/min
- Steam boost: 180 g
- Vertical steaming
- Spray
- Steam tip
- Power: 2600 W
- Variable steam settings

Comfortable ironing

- Cord length: 2.5 m

Easy to use

- Water tank capacity: 350 ml
- Drip stop
- Cord storage: Cord clip
- Safety auto off
- Fast and easy filling

Calc management

- Calc clean solution: Double active calc clean

Technical specifications

- Weight of iron: 1.6 kg
- Voltage: 220 - 240 V
- Cord length: 2.5 m



Issue date 2017-11-03

Version: 15.2.1

© 2017 Koninklijke Philips N.V.
All Rights reserved.

Specifications are subject to change without notice.
Trademarks are the property of Koninklijke Philips N.V.
or their respective owners.

www.philips.com