

PHILIPS

Super-automatic
espresso machine

3100 series

5 Beverages

Integrated milk carafe

Black



HD8834/01



One touch espresso and cappuccino exactly
your way

With our intuitive display

Get your perfect espresso and cappuccino from fresh beans thanks to the 100% ceramic grinders and select strength, temperature and length via the intuitive display. Your hot cappuccino is a one-touch job, thanks to the Integrated milk jug.

A variety of coffees customized to your taste

- Enjoy 5 coffees at your fingertips, including cappuccino
- Adjust the volume, 5 aroma strength and 5 grinder settings
- One-touch Cappuccino with the integrated milk carafe
- Decaffeinated with equal zest with the Powder Option

Your fresh coffee experience

- 20,000 cups of finest coffee with durable ceramic grinders
- Adjust your coffee spout to fit any cup
- Smooth milk foam from the carafe frother
- Coffee at the perfect temperature with our Thermoblock

Enjoy your coffees every day with no hassle

- Designed to maximize capacities in a compact footprint
- Easily operate your machine via the intuitive display
- Easy cleaning thanks to fully removable brew group
- Enjoy a great coffee with Auto-Rinse & guided descaling

Highlights

100% ceramic grinders



Our grinders are 100% pure ceramic: extremely hard and precise, so you can enjoy fresh aromatic coffee, for at least 20.000 cups.

5 aromatic coffees



Enjoy your favourite coffees for your special moments. Whether you crave for an espresso, a coffee or a milk based recipe, your fully-automatic espresso machine delivers a perfect in-cup result with no hassle and in no time!

Adjustable coffee spout



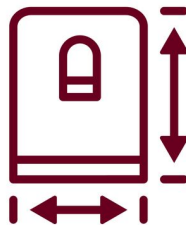
The adjustable spout on our espresso machines will fit every cup and thus prevents the coffee splashing or cooling down while pouring in your cup. This way your espresso is always served at the right temperature while maintaining a clean machine.

Customize your coffees



This Fully-Automatic machine offers an abundance of indulgent options to customize your beverage to your taste. You can easily personalize and memorize length, strength and temperature for each drink. Feel free to explore, experiment and dream up any drink!

High capacity & compact design



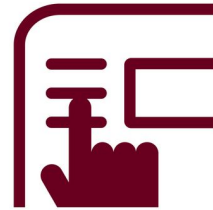
Enjoy more room and go longer without refill thanks to the high-capacity bean, water, and waste containers in a super-compact design. This smart, super-automatic machine provides you with maximum convenience and top notch performance thanks to a large capacity water tank, bean and waste container.

Integrated milk carafe




Enjoy super creamy cappuccino at the perfect temperature, in the easiest way possible. Simply pour milk into the carafe, plug it into the machine, and select your preferred beverage. Whether it's a cappuccino or frothed milk, your drink will be served within seconds, with a splash-free flow at the ideal temperature.

Intuitive Display




The intuitive display shows you all relevant information to easily interact with your machine and get the best performance. The icons will guide you through all customisation options and important maintenance activities.

Latte Perfetto Technology



Every coffee you prepare will be topped with a silky, milk layer that beckons the taste buds. The milk carafe froths the milk twice, then pours a splash free creamy layer into your cup at just the right temperature. The carafe can also be stored conveniently in the fridge and it is incredibly hygienic.

Powder Option



Sometimes it's nice to have the option of a full-bodied, delicious coffee, without the caffeine kick. Thanks to the Powder Option you can make decaffeinated coffee whenever you please.

Specifications

Customization

Aroma Strength Settings: 5
Grinder Settings: 5
Pre Brew Aroma control: No
User Profiles: 1
Temperature settings: 3
Coffee and Milk Length: Adjustable

General specifications

Milk Solution: Integrated Milk Carafe
User Interface: Basic Display

Other features

Auto-Rinse & Guided descaling
Main Switch ON / OFF button
Quick Heat Boiler
Removable brew group

Technical specifications

Capacity milk carafe: 0.5 L
Capacity waste container: 15 servings
Frequency: 50 Hz
Max. cup height: 152 mm
Voltage: 230 V
Color & Finishing: Black
Cord length: >100 cm
Filter compatibility: Brita Intenza

Waste container: Frontal access

Water tank: Access from the top

Weight of product: 7.2 kg

Product dimensions: 215 x 330 x 429 mm

Coffee bean capacity: 250 g

Capacity water tank: 1.8 L

Variety

Beverages: Espresso, Espresso Lungo, Hot water, Cappuccino, Milk froth

Coffee Powder Option

Double Cup

Milk Double Cup: No

