

Mars AC1758 China_CN

90x127mm

控件

电源 滤网状态/重设 显示切换 模式切换 灯光开/关

长按3秒关机

- PM2.5
- 过敏原

- 自动
- 劲速
- 柔风
- 睡眠

显示

自动模式 劲速模式 柔风模式 睡眠模式

滤网清洁提醒 滤网更换提醒

过敏原 PM2.5 888

室内过敏原指数 PM2.5 显示 3位数字显示屏 过敏原/PM2.5 空气质量指示灯

过敏原指数从1到12，其中1表示空气质量最佳

良好 一般 较差 非常差

维护

1 2

2 纳米级劲护滤网 专业 S3 型 (FY2122/00)

当显示屏显示 10 时

• 清洁纳米级劲护滤网 专业 S3 型

当显示屏显示 10 时

• 更换纳米级劲护滤网 专业 S3 型

! 按 检查滤网使用寿命状态
 • 在清洁或更换配件后按 3 秒重置该配件


滤网使用一段时间后可能会散发异味，这是因为吸附了室内的气味导致。建议您将滤网置于阳光底下晾晒后继续使用。如晾晒后异味仍较明显影响使用体验，建议更换滤网。

3000 048 50041-1

Mars AC1758 China_EN


90x127mm

Control




Power

Hold for 3 seconds to turn off the purifier




Filter status/reset




Display switch

- PM2.5
- IAQ




Mode switch

- Auto
- Turbo
- Gentle
- Sleep




Light on/off


Display




Auto mode




Turbo mode




Gentle mode



Sleep mode



Filter cleaning alert



Filter replacement alert

过敏原 PM2.5 888 ○


Indoor allergen index

Allergen index 1-12, 1 indicates best air quality


PM2.5 indicator

3-digit display PM2.5 / IAQ


Air quality light




Good



Fair

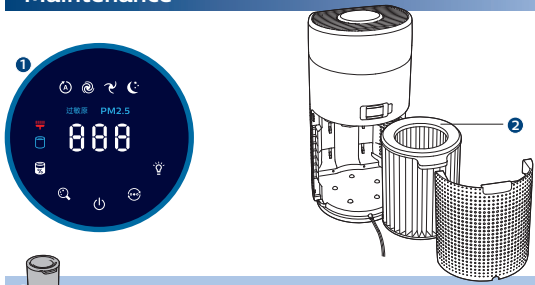


Poor




Very poor


Maintenance






1. Press the filter status/reset button to check filter lifetime status.


2. NanoProtect filter Series 3 (FY2122/00)


When display shows 





- Time to clean the NanoProtect filter Series 3


When display shows 





- Time to replace the NanoProtect filter Series 3

! Press  to check filter lifetime status.

Press  for 3 seconds to reset after cleaning or replacing filter.

The filter may produce smell after being used for a while because of the absorption of indoor air. Remove the filter and place it where it has direct sunlight and ventilation for several hours. Re-install and try using it again. If the odor remains, please replace the filter.

3000 048 50041-2