

PHILIPS

AVENT

Smart ear thermometer

uGrow connected

Fast and accurate

Comfortable and easy to use



SCH740/86



Measures and records your child's temperature

Accurate, fast, uGrow connected ear thermometer

The Philips Avent smart ear thermometer makes it possible to quickly and accurately take temperature readings and store them directly to your smart device using the uGrow app.

uGrow connected

- Part of the uGrow family of connected products
- Track and better understand your child's temperature
- Connects with Bluetooth® Smart to the uGrow app

Fast and accurate

- One press and in 2 seconds you have an accurate reading
- Accurate results $\pm 0.2^{\circ}\text{C} / \pm 0.4^{\circ}\text{F}$
- Red LED display ring for rapid high-temperature indication
- Gives results in Celsius and Fahrenheit

Comfortable and easy to use

- Designed for easy, comfortable in-ear measurement*



asimpleswitch.com

Highlights

A uGrow connected product



The Philips Avent smart ear thermometer connects with our uGrow app — the world's first medical baby app with connected devices giving you personal advice that matters. Let uGrow help you discover patterns to support your little one's healthy development.

Track and record




The Philips Avent smart ear thermometer quickly and accurately takes temperature readings and establishes a body temperature history in the uGrow app to easily share with your doctor.

Fast



Keeping your child still long enough to take an accurate reading can be difficult. The Philips Avent smart ear thermometer addresses this problem by being specially designed for speed and ease. Just one press of the button and you will have a reading in 2 seconds.

Accurate



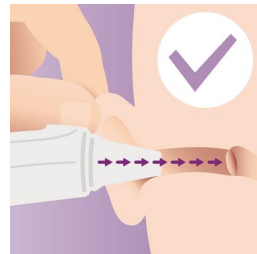
Body temperature can be measured in five locations: the mouth, the ear, the armpit, the forehead and the rectum. In-ear measurement (also known as tympanic measurement), along with the rectum, is the most accurate form.* The Philips Avent smart ear thermometer uses in-ear measurement to offer precise readings you can be confident with. Our research has shown that this thermometer offers a medical grade measurement with $\pm 0.2^{\circ}\text{C}$ or $\pm 0.4^{\circ}\text{F}$ accuracy within the range of $32.4\text{--}42.9^{\circ}\text{C}$ ($90.3\text{--}109.2^{\circ}\text{F}$). Reflects body core temperature.*

High temperature indication



The Philips Avent smart ear thermometer has a clear LCD display so you can instantly see if the temperature reading is at normal* or raised levels. The light ring turns red for a temperature of 38.0°C (100.4°F) and higher*.


Comfortable and easy to use



The Philips Avent smart ear thermometer takes your baby's temperature in a few simple and quick steps. Firstly, ensure the sensor is clean and dry. Then press the power button and gently pull your baby's ear backwards so the

ear canal is straight. Insert the thermometer pointing the tip towards the ear drum and press the button again. Compact and streamlined, the thermometer has a probe tip that is suitable for all ages.

Celsius and Fahrenheit



No matter whether you work in Celsius or Fahrenheit, the Philips Avent smart ear thermometer will give you the results you need in the scale you understand.

uGrow connected



The Philips Avent smart ear thermometer connects with Bluetooth® Smart to your mobile device. Works with: iPhone®: Version iOS8.1 / iPhone® 5s and newer; Android™: Android™ 4.4 KitKat and above.



asimpleswitch.com

Philips Green Logo

Philips Green Products can reduce costs, energy consumption and CO₂ emissions. How? They offer a significant environmental improvement in one or more of the Philips Green Focal Areas — Energy efficiency, Packaging, Hazardous substances, Weight, Recycling and disposal and Lifetime reliability.

Specifications

Syncing

Data transfer: via Bluetooth[®] Smart

Phone compatibility: iPhone 5s+ | iOS 8.1+ | Android 4.4 +

Design

Colour: White

Dimensions: 136(L) x 34.5(W) x 57(D) mm

Net. Weight: About 54.6 g

Ease of use

Fast: 2-second measurement

Switch to Celsius and Fahrenheit

Clear LCD display

Probe tip for all ages

Standalone device: Yes, ear thermometer can be used as a standalone device

Technical

Accuracy: $\pm 0.2^{\circ}\text{C}$ ($\pm 0.4^{\circ}\text{F}$) within the range of $32.4\text{--}42.9^{\circ}\text{C}$ ($90.3\text{--}109.2^{\circ}\text{F}$)

Measurement range: $32.4\text{--}42.9^{\circ}\text{C}$ / 90.3--

109.2°F

Operating environment: $10.0\text{--}40.0^{\circ}\text{C}$ ($50.0\text{--}104.0^{\circ}\text{F}$) with a relative humidity of 20–85%

Power

Power source: 2 x AAA non-rechargeable batteries

Accessories

2 x AAA batteries: non-rechargeable

Service

Two year guarantee



* Reflects core body temperature

* Sources: Herzog, L., & Phillips, S. G. (2011). Addressing concerns about fever. *Clinical Pediatrics*, 50(5), 383–390.

* McCallum, L., & Higgins, D. (2011). Measuring body temperature. *Nursing Times*, 108(45), 20–2.

* Normal temperature ranges differ per age group. 38.0°C (100.4°F) is still within normal temperature range for babies.

* Chamberlain, J.M., et al., Determination of Normal Ear Temperature with an Infrared Emission Detection Thermometer, *Annals of Emergency Medicine*, January 1995, Vol. 25, pp. 15–20.