



PHILIPS

Automated
External Defibrillator

HeartStart HS1



Products and services expanding defibrillator performance

Philips HeartStart HS1 AED supplies and accessories

Carry cases

There are three carry cases available for the Philips HeartStart HS1 AED: the standard carry case, the slim carry case and the plastic waterproof hardshell carry case. The standard and slim cases are constructed with semi-rigid materials and covered in durable red Cordura®. A window pocket inside both the standard and slim cases holds the HS1 Quick Reference Guide.



Standard carry case

Item # M5075A

In addition to the HS1, the standard carry case can accommodate one spare pads cartridge and a spare battery. It also comes equipped with a pair of paramedic scissors.



Slim carry case

Item # M5076A

The slim carry case holds the HS1 and a pair of paramedic scissors.



Plastic waterproof hardshell carry case

Item # YC

Our waterproof carry case made of hard-shell plastic is suited for more rigorous use, particularly in wet outdoor settings. It can also accommodate a spare battery, spare pads cartridge and the contents of the Fast Response Kit.

Signage and wall-mounting solutions


Philips AED wall mount bracket and specialized signage let you strategically place defibrillators for fast access and response, and raise awareness by increasing the visibility of AEDs.



AED wall mount bracket

Item # 989803170891

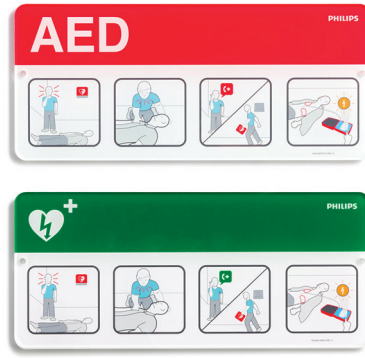
The wall mount bracket is designed specifically for housing a Philips HeartStart defibrillator and its accessories. The defibrillator's carry case can be tethered to the wall mount bracket with a breakaway secure-pull seal (M3859A) to discourage tampering. A broken seal indicates that the defibrillator has been removed from the wall mount and accessories may need to be replenished. The Fast Response Kit (68-pchat) tucks neatly behind the defibrillator case.



Secure-pull seal

Item # M3859A

Secure plastic pull seal for attaching defibrillator case to wall mount or cabinet. Seal intended to deter theft and indicate tampering, yet is easy to "break away" for use during an emergency. Recommended for all customers purchasing wall mount brackets.



AED awareness placard

Item # 989803170901 (red)

Item # 989803170911 (green)

Raise awareness by putting an AED awareness placard above every AED located in a public area. Easy-to-understand graphics raise awareness of passers-by about how to use an AED in an emergency. Great for office settings, sports clubs, public facilities, school settings and more.



AED wall sign

Item # 989803170921 (red)

Item # 989803170931 (green)


An AED wall sign hanging above a wall mount bracket or defibrillator cabinet gives even greater visibility to the defibrillator. Can be mounted three different ways to maximize visibility: T-mount, V-mount or corner mount.



AED awareness poster pack

Item # 861476

Place these posters away from the AED, in break areas, copy rooms or locker rooms – anywhere that employees or members of the public can take a moment to raise their awareness about AEDs. Includes space for the AED coordinator to write in the location of the nearest AED. Pack of four posters. Available in English, Spanish, French, Japanese and Italian.



AED signage bundle

Item #861478

A convenient bundle designed for AEDs already housed in a cabinet or bracket. The wall sign, awareness placard and four awareness posters included in this bundle increase the visibility of the AED and help to raise awareness of employees, members of the public and other passers-by.

Cabinets

To help mobilize an emergency medical response or deter AED theft, Philips offers three different wall cabinets. The basic cabinet has a simple audible alarm. Also available are two premium cabinets: a wall surface-mounted cabinet and a semi-recessed cabinet that is inserted into a wall cut-out for a less obtrusive look.* The premium cabinets feature combination audible and flashing light alarms. They are made of sturdy heavy-gauge steel, and are large enough to accommodate additional medical supplies. You can also connect the premium cabinets' alarms to your internal security system so that a more coordinated emergency response can be mobilized centrally.



Basic surface-mounted cabinet
Item # 989803136531

Dimensions
16.5 x 11.75 x 6 in (42 x 29.8 x 15 cm)
W x H x D



Premium surface-mounted cabinet
Item # PFE7024D

Dimensions
16 x 22 x 6 in (41 x 56 x 15 cm)
W x H x D



Premium semi-recessed cabinet
Item # PFE7023D

Dimensions
Recessed compartment
14.25 x 22 x 3.5 in (36 x 56 x 9 cm)
W x H x D

Footprint on wall
16.25 x 24.5 x 2.5 in (41 x 62 x 6 cm)
W x H x D

* The Americans with Disabilities Act requires that objects not protrude more than 4 inches into foot traffic areas of open aisles and walkways unless the object's bottom edge is no higher than 27 inches from the ground.

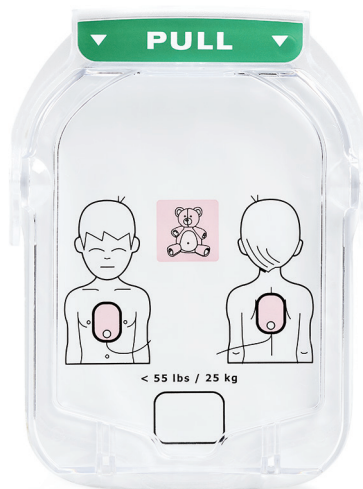
SMART Pads Cartridges



Adult SMART Pads Cartridge

Item # M5071A

HeartStart Adult SMART Pads are appropriate for cardiac arrest victims weighing 55 lb (25 kg) or more.




Infant/Child SMART Pads Cartridge

Item # M5072A

Infants and children under 55 lb (25 kg) or 0–8 years old, should be treated using HeartStart Infant/Child SMART Pads, if available. These pads instruct the defibrillator to provide voice instructions appropriate for a pediatric patient, and to reduce the energy of its shock from 150 to 50 Joules, a more appropriate dosage.^{1,2} The Infant/Child Pads Cartridge is marked with an indication of patient weight and with a teddy bear icon for easy identification. Purchase of this product requires a prescription.

Additional accessories



Long-Life Battery

Item # M5070A

The HS1 uses a disposable, lithium manganese dioxide, long-life battery with a five-year shelf life plus a (typical) four-year installed life. A spare battery should be stored with the defibrillator. Additional batteries should be purchased for defibrillators used frequently for training or demonstrations.



Fast Response Kit

Item # 68-PCHAT

The Fast Response Kit contains tools and supplies typically needed for patient care and personal protection: two pairs of hypoallergenic nitrile gloves, a pocket breathing mask, paramedic scissors, a chest hair razor and a large extra-absorbent paper towel. These items are housed in a zippered pouch which attaches securely to the handle of the carry case.

1. Tang, et al. Fixed-energy biphasic waveform defibrillation in a pediatric model of cardiac arrest and resuscitation. Crit Care Med. 2002 Dec;30(12):2736–41. DOI: 10.1097/00003246-200212000-00019. PMID: 12483066.
2. Cecchin, et al. Is Arrhythmia Detection by Automatic External Defibrillator Accurate for Children? Sensitivity and Specificity of an AED Algorithm in 696 Pediatric Arrhythmias. Circulation. 2001;103:2483–2488.

Training tools



Training Pad Cartridges

Item # M5073A (Adult)

Item # M5074A (Infant/Child)

To facilitate training on the HS1, Adult and Infant/Child Training Pads Cartridges are available. These special purpose pads can be installed in the HeartStart HS1 and the HeartStart Trainer. When installed in the HS1, they suspend the defibrillator's ability to deliver a shock and activate its training mode, enabling the user to run any of eight emergency scenarios. Depending on which cartridge is used – Adult or Infant/Child – the defibrillator's voice instructions, including cardiopulmonary resuscitation (CPR) coaching, will be appropriate for treating the simulated victim.

Each Training Pads Cartridge consists of a removable clear protective lid with a handle, a resealable film cover and a pair of reusable adhesive pads.* It is packaged with a Pads Placement Guide (either Adult or Infant/Child) and illustrated instructions for installing the cartridge using the Pads Placement Guide and repackaging the cartridge after using it. A Training Pads Cartridge can also be used on a manikin, connected with an External Manikin Adapter (M5089A).

HeartStart Trainer

Item # M5085A

For training many responders simultaneously, the Philips HeartStart Trainer is a flexible and economical solution. The HeartStart Trainer helps your responders learn to use the HS1. With voice instructions matching those of the HS1 and eight preconfigured scenarios, the HeartStart Trainer simulates how the defibrillator would operate during real-life situations the responders might encounter.

The HeartStart Trainer comes with a nylon carrying case, one reusable Adult Training Pads Cartridge (M5073A) and one External Manikin Adapter. Optional accessories include the External Manikin Adapter 5-pack (M5089A) for use on all manikins, the Adult Pads Placement Guide (M5090A), and the Infant/Child Training Pads Cartridge (M5074A).

* Replacement pads are available for training cartridges: Adult, M5093A and Infant/Child, M5094A.

Data management

Philips provides a broad range of tools to help you efficiently and effectively configure your HeartStart defibrillators and then download, transmit, share, analyze and report resuscitation data, so you and your medical director can fine tune your response to cardiac emergencies. Whether you manage a community public access program, a school AED program, a corporate emergency response team, an EMS system, or your hospital's resuscitation committee, the Event Review software suite has the tools you need to manage your defibrillator data.

HeartStart Data Messenger

Item # PN 861451

Opt A01 - Single PC

Opt A03 - Site license

HeartStart Data Messenger helps you move defibrillator cases to where they need to be. It's ideal for fire departments and EMS organizations who want to download defibrillator cases from their AEDs and forward them on to a central data administrator or medical director for retrospective review on Event Review or Event Review Pro. You can configure it to operate automatically in the background. Alternatively, you can configure it to be an easy-to-use wizard that guides you step by step in downloading, viewing and forwarding cases. Runs on a PC or smartphone.

HeartStart Event Review Pro

Item # 861431

Option A01 – Single PC

Event Review Pro is our comprehensive case management tool for the most demanding data managers and medical directors, with even more detailed data entry screens to record every aspect of the response, including detailed response times, interventions and patient observations. In addition to the individual case reports, you get Utstein reporting and graphical summaries of your system's overall response times to help you manage your service levels more efficiently.

HeartStart Configure

Item #861487

HeartStart Configure enables you to configure your HeartStart AED from a computer, reflecting your medical director's preferences. In a few clicks from your computer, the current defibrillator configuration can be retrieved, reset to the default values, or revised according to your preferences. To efficiently manage configuration for your early defibrillation program, you can save the configuration settings to a file. This makes it easy to re-use the same configuration on all AEDs and maintain a record of allowable settings. Your medical director can individualize the settings according to your program's preferred response protocol. Only authorized personnel under the oversight of a medical professional should make changes to defibrillator default values.*

HeartStart Event Review Pro

Item #861431

Opt A06 - Multi-download license (20 downloads)

Item #861436

Opt A01 - Upgrade to single PC

Opt A03 - Upgrade to site license

HeartStart Event Review Pro offers a wide range of report types, both at the case and institution level, to add to a patient's medical record, submit to national registries and help refine training curriculum and code response. Event Review Pro allows you to quickly identify the "teachable" moments within an event history, addressing every element of your coordinated response. Use these to help assess your EMS or hospital care team performance.

* Changes to default values should be done only by authorized personnel under the oversight of a medical professional. Purchase of this product requires a prescription.

HeartStart AED Services*

We provide management tools and resources to support the needs of your AED program. Whatever your needs, we will work with you to find the services that are right for your situation. We can help you seamlessly manage important components of your AED program, including:

- Program management
- Medical direction
- Customer service
- Post-event service
- Responder training
- Response planning



* Where available.

Philips can help you implement a successful AED program at a single site or at multiple sites globally.

Philips Medical Systems
22100 Bothell Everett Highway
Bothell, WA 98021-8431, USA

Philips Medizin Systeme Boeblingen GmbH
Hewlett-Packard-Strasse 2
71034 Boeblingen, Germany



© 2021 Koninklijke Philips N.V. All rights are reserved. Philips reserves the right to make changes in specifications and/or to discontinue any product at any time without notice or obligation and will not be liable for any consequences resulting from the use of this publication. Trademarks are the property of Koninklijke Philips N.V. or their respective owners.



www.philips.com

Printed in the Netherlands.
4522 991 64211 * JUN 2021