



PHILIPS

Diagnostic
Cardiology Solutions

ST80i Stress
Test System

Workflow that
works for you



The software features ST views, including unique CAlg-Str algorithm with ST mapping feature.

Stress testing solutions that continue to advance

Fueled by the workflow needs of clinicians, the Philips ST80i Stress Test System keeps pace with your growing productivity and patient care needs.

The ST80i Stress Test System features a wireless patient experience for comfort and improved mobility. The advanced decision-support tools create a comprehensive picture of patient data with customizable views and an intuitive user interface to enhance workflow efficiency. Multiple

interoperability options, including DICOM and HL7, enhance data review flexibility. The result is a powerful clinical tool designed to present stress-testing data that can support clinical decision-making and productivity across the enterprise.

Complete CPET in a single workstation

The ST80i Stress Test System now includes integration with the Ultima Series cardiorespiratory diagnostic systems from MGC Diagnostics. This integration puts control of the stress test and cardiopulmonary exercise test (CPET) in a single workstation for simplified control that keeps the focus on the patient. Expand the value of the ST80i beyond stress exercise testing to more comprehensive CPET protocols.

Untether the patient experience

Wireless Patient Interface Module (PIM) eliminates unwieldy cables and facilitates patient transition between locations when exercise stress is combined with imaging modalities.

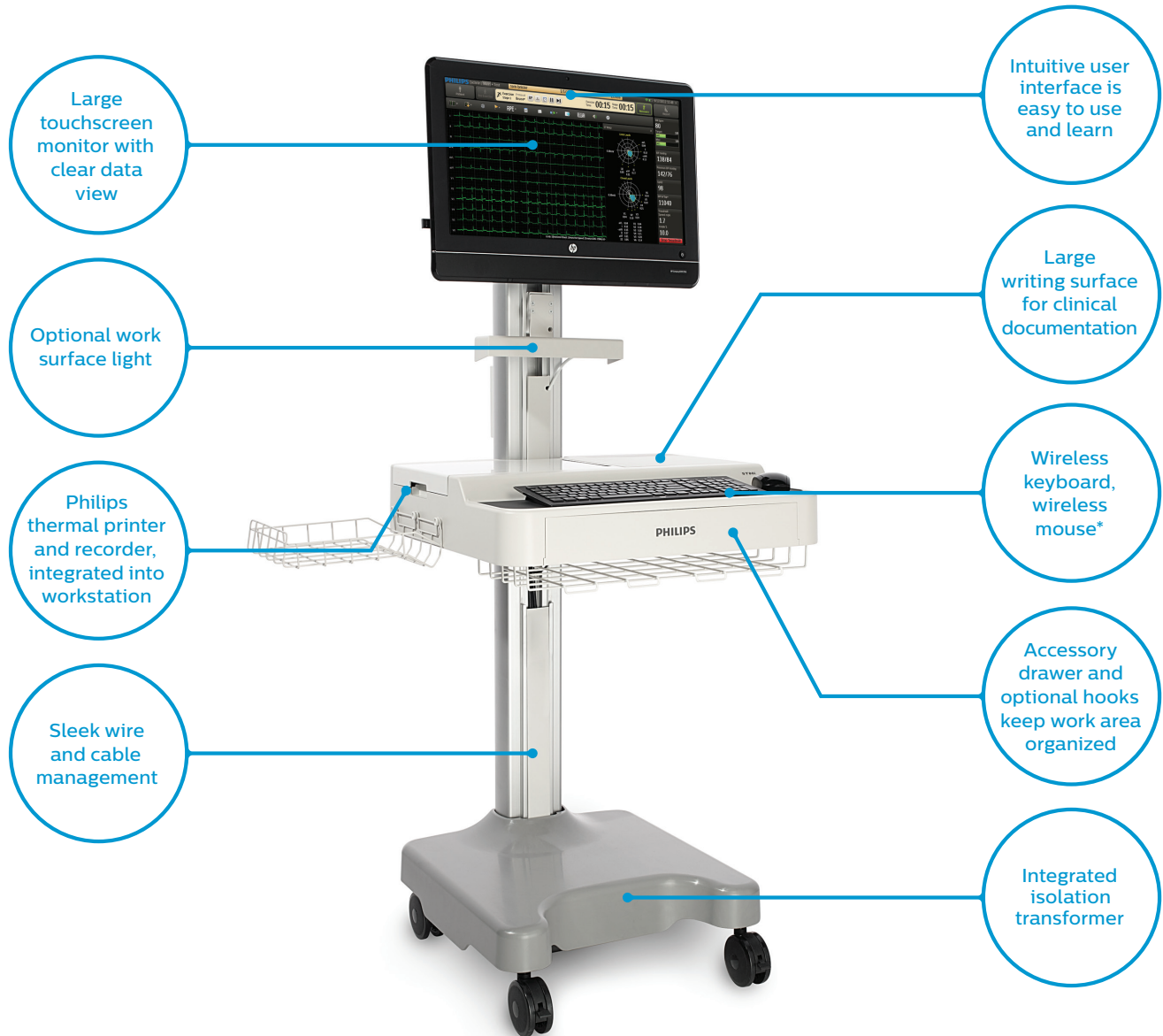
The ST80i has a compact wireless patient module that sets it apart from traditional stress-testing systems. The wireless module reduces the hazard of tripping over wires and enhances patient comfort and movement.

Wireless design can decrease the likelihood of motion interference, while still transmitting a clear, high-quality signal.



Wireless PIM with a lead set

A smart solution



Key clinical and workflow advantages

- **Facilitates** clinical workflow with wireless PIM
- **Provides** advanced clinical decision support tools to assist with clinical evaluation
- **Offers** full disclosure review of ECG for entire exam with option to add events
- **Supports** electronic signature and remote access for review and test confirmation outside the stress lab
- **Combines** 12-lead resting ECG module with stress exam in a single device to provide flexible adaptation to varying clinical and workflow needs
- **Integrates** stress and metabolic testing in a single workstation for a streamlined CPET workflow
- **Allows** HIS connectivity to import orders and ADT information to speed workflow
- **Provides** native bidirectional DICOM connectivity to expand interoperability with hospital information system
- **Offers** an enterprise solution that interfaces with IntelliSpace ECG management system to support workflow of cardiographs, stress and Holter monitor
- **Exports** final reports to PACS, CVIS or EMR

* PC, keyboard and mouse are customer-supplied in countries outside of North America.

Analytical tools

to support your patient care decisions

The ST80i features tools to help clinicians analyze stress ECG information.

Proprietary analysis algorithms

- CALg-Str algorithm is designed specifically for stress testing. It delivers waveform analysis across multiple leads to uncover and classify potential arrhythmias and analyze for ST segment deviations and slope changes.
- DXL Algorithm* uses sophisticated analytical methods for interpreting the resting ECG, the same algorithm used in Philips PageWriter TC cardiographs.

Comprehensive ST segment and morphology analysis displayed in an anatomically intelligent format

- ST maps provide visual anatomical representation of ST deviations in frontal and horizontal planes.
- Multiple tools help you quickly identify ST changes: auto-comparison of current and reference beats, 12-lead average complexes and dynamic zoomed ST display.
- Clearly see arrhythmias with dominant rhythm change notifications.
- Access comprehensive and customizable reports with prognostic indicators (such as Duke Score and FAI).

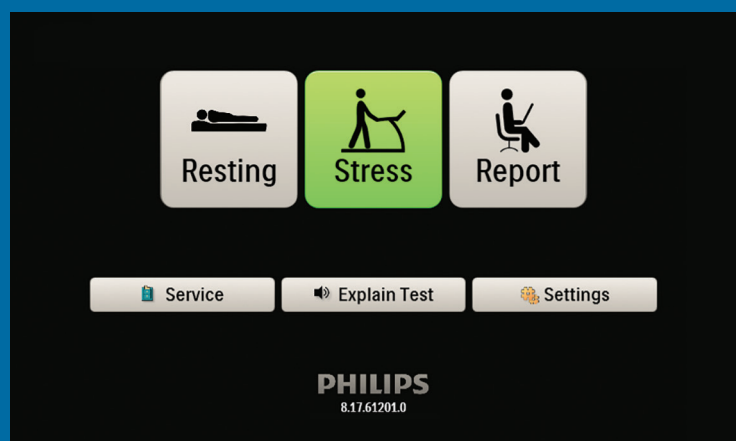


The ST80i offers wireless testing and a customizable all-in-one computer to help streamline workflow.**

Resting ECG workflow

The option to include a dedicated resting ECG capability within the ST80i can help improve workflow efficiency when a resting ECG is ordered in addition to the stress test by minimizing patient transfer time and supporting coordination of final reports.

The familiar resting ECG workflow is similar to that of other Philips ECG solutions and uses the same clinical decision support tool backed by the proven DXL Algorithm for confident diagnoses.



The ST80i combines 12-lead resting ECG and stress-testing modules in a single device to support productivity and efficiency.

* DXL Algorithm can provide ECG analysis for a standard resting ECG using standard chest and limb leads. Other configurations are not supported.
 ** PC, keyboard and mouse are customer-supplied in countries outside of North America.



Flexible interoperability

Managing patient information from start to finish, the ST80i turns stress ECG data into actionable insights, using bidirectional network connectivity to collect and distribute data throughout the enterprise.

Import options

- Download ATD and orders via HL7 from your EMR, CVIS or PACS (with IntelliBridge option)
- Download patient demographics from DMWL

Export options

- Final patient reports in PDF format to ECG information systems
- Encapsulated PDF or DICOM-enhanced structured report to PACS
- XML export of full stress study along with patient data and test procedure results

Additional DICOM support

- Native DICOM data set
- DICOM MPPS (Modality Performed Procedure Step) and DICOM Storage commitment transaction to DICOM PACS and RIS

Integration

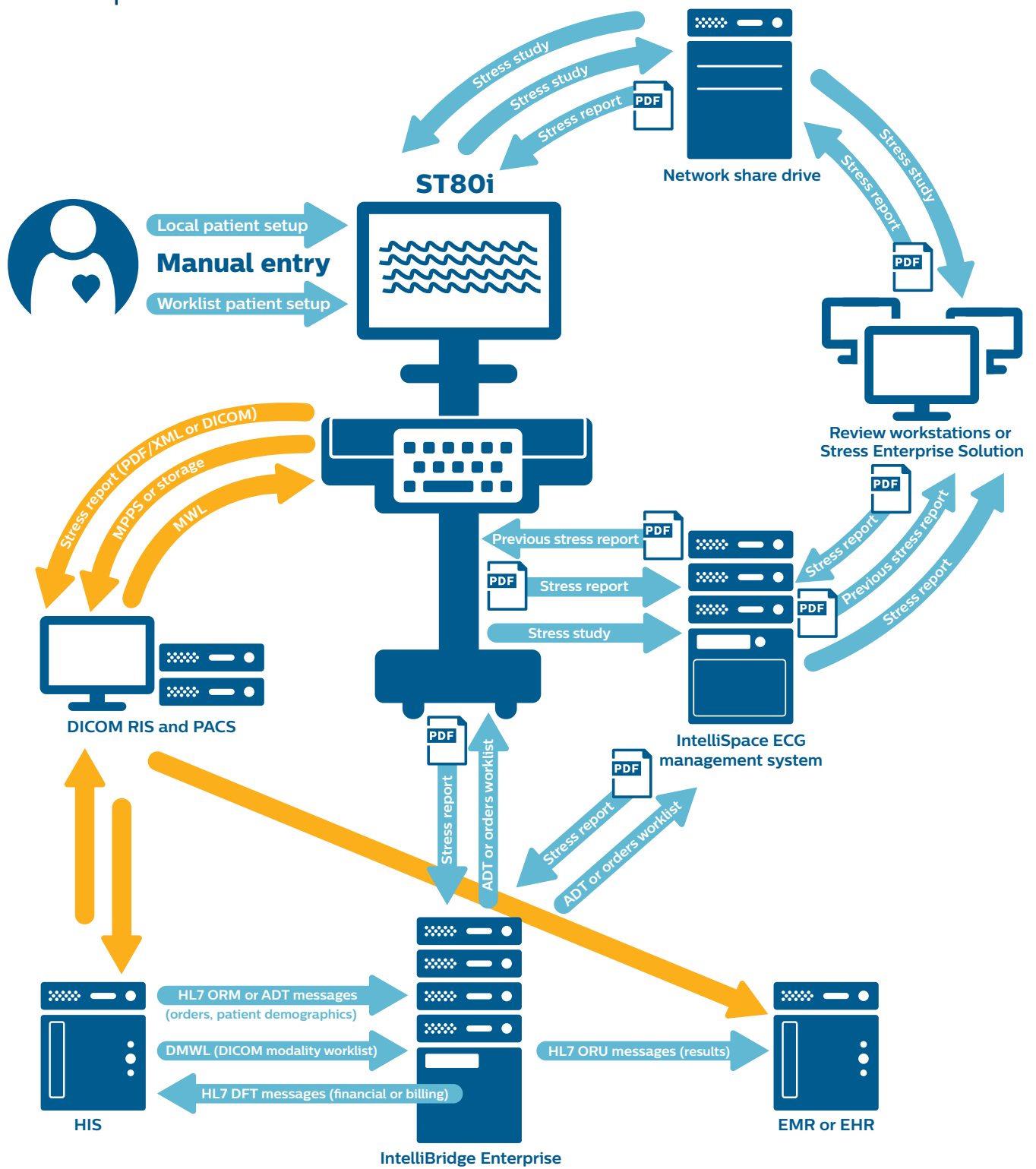
- Philips IntelliSpace ECG (ISECG) and IntelliSpace Cardiovascular (ISCV)
- Philips IntelliBridge Enterprise
- MGC Ultima CPET system

Stress enterprise solution

Leverage the convenience of IntelliSpace ECG to centrally store stress report and study data, edit the stress report and manage custom workflow with the fully integrated stress enterprise solution.

Quickly access a patient's stress study and procedure history for efficient clinical decision support. This powerful architecture is designed to support workflow flexibility and to enhance patient care decisions because all of the patient's studies and procedure data are accessible from a single place. Edit and confirm the stress report by invoking the full functional stress report editor from within ISECG, enterprise-wide.

Configurable enterprise network



This diagram represents a possible configuration of the network. Our flexible solutions allow you to configure your network to meet your needs.



Philips Medizin Systeme Böblingen GmbH
Hewlett Packard Strasse 2
71034 Böblingen
Germany



Philips Medical Systems
3000 Minuteman Road
Andover, MA 01810 USA

© 2021 Koninklijke Philips N.V. All rights are reserved.
Philips reserves the right to make changes in specifications and/or to discontinue any product at any time without notice or obligation and will not be liable for any consequences resulting from the use of this publication. Trademarks are the property of Koninklijke Philips N.V. or their respective owners.

philips.com/stress

Printed in the Netherlands.
4522 991 63451 * SEP 2021